NB307L M2'=12500N.m

	I	Mn_2 (N.m)						P_1	P_t(KW)	n_1	n_{1max}	M_b	Brake type
		n_2.h	n_2.h	n_2.h	n_2.h	n_2.h	n_2.h		(ta=20℃)				
	1:	10000	25000	50000	100000	500000	1000000	(KW)	(n_1=1500)	(min^{-1})	(min^{-1})	(N.m)	制动器
L1	3.4	15 000	13 800	12 900	12 500	7 900	6 400	100	22	1 500	2 500	3 200	6L
	4.4	15 000	13 800	12 900	12 500	7 900	6 400	100	22	1 500	2 500	3 200	6L
	5.3	14 000	12 000	10 700	10 500	7 700	6 200	100	22	1 500	2 500	3 200	6L
	6.2	11 000	9 600	8 700	8 700	7 700	6 200	100	22	1 500	2 500	2 100	6K
L2	12.6	15 000	13 800	12 900	12 500	7 900	6 400	60	18	1 750	3 500	1 000	5K
	16.1	15 000	13 800	12 900	12 500	7 900	6 400	60	18	1 750	3 500	1 000	5K
	18.5	15 000	13 800	12 900	12 500	7 900	6 400	60	18	1 750	3 500	1 000	5K
	22	15 000	13 800	12 900	12 500	7 900	6 400	55	18	1 750	3 500	1 000	5K
	26.3	14 000	12 000	10 700	10 500	7 700	6 200	50	18	1 750	3 500	800	5G
	29.2	14 000	12 000	10 700	10 500	7 700	6 200	45	18	1 750	3 500	630	5E
	35.8	14 000	12 000	10 700	10 500	7 700	6 200	37	18	1 750	3 500	500	5C
	42.5	11 000	9 600	8 700	8 700	7 700	6 200	32	18	1 750	3 500	400	5B
L3	42.5	15 000	13 800	12 900	12 500	7 900	6 400	35	11	1 750	3 500	400	4K
	54.6	15 000	13 800	12 900	12 500	7 900	6 400	28	11	1 750	3 500	330	4H
	62.5	15 000	13 800	12 900	12 500	7 900	6 400	25	11	1 750	3 500	330	4H
	82.1	15 000	13 800	12 900	12 500	7 900	6 400	20	11	1 750	3 500	260	4F
	107	15 000	13 800	12 900	12 500	7 900	6 400	16	11	1 750	3 500	160	4D
	127	15 000	13 800	12 900	12 500	7 900	6 400	14	11	1 750	3 500	160	4D
	151	14 000	12 000	10 700	10 500	7 700	6 200	11.8	11	1 750	3 500	160	4D
	169	14 000	12 000	10 700	10 500	7 700	6 200	10	11	1 750	3 500	100	4B
	211	14 000	12 000	10 700	10 500	7 700	6 200	8	11	1 750	3 500	100	4B
	258	14 000	12 000	10 700	10 500	7 700	6 200	7	11	1 750	3 500	100	4B
	306	11 000	9 600	8 700	8 700	7 700	6 200	5	11	1 750	3 500	50	4A
L4	278	15 000	13 800	12 900	12 500	7 900	6 400	6	7.5	1 750	3 500	50	4A
	365	15 000	13 800	12 900	12 500	7 900	6 400	5	7.5	1 750	3 500	50	4A
	474	15 000	13 800	12 900	12 500	7 900	6 400	4	7.5	1 750	3 500	50	4A
	591	15 000	13 800	12 900	12 500	7 900	6 400	3.3	7.5	1 750	3 500	50	4A
	768	15 000	13 800	12 900	12 500	7 900	6 400	2.6	7.5	1 750	3 500	50	4A
	914	15 000	13 800	12 900	12 500	7 900	6 400	2.2	7.5	1 750	3 500	50	4A
	1090	14 000	12 000	10 700	10 500	7 700	6 200	2	7.5	1 750	3 500	50	4A
	1215	14 000	12 000	10 700	10 500	7 700	6 200	1.7	7.5	1 750	3 500	50	4A
	1516	14 000	12 000	10 700	10 500	7 700	6 200	1.2	7.5	1 750	3 500	50	4A
	1856	14 000	12 000	10 700	10 500	7 700	6 200	1	7.5	1 750	3 500	50	4A
	2202	11 000	9 600	8 700	8 700	7 700	6 200	0.8	7.5	1 750	3 500	50	4A

M_{2max}=1.2×Mn2(n2×h=10 000)

NB307R M2'=12500N.m

	I	Mn_2 (N.m)						P_1	P_t(KW)	n_1	n_{1max}	M_b	Brake type
		n_2.h	n_2.h	n_2.h	n_2.h	n_2.h	n_2.h		(ta=20℃)				
	1:	10000	25000	50000	100000	500000	1000000	(KW)	(n_1=1500)	(min^{-1})	(min^{-1})	(N.m)	制动器
R2	13	9 100	8 500	7 600	6 800	5 500	4 400	60	35	1 750	3 500	1000	5K
	16.7	11 000	9 800	8 900	12 500	7 900	6 400	50	35	1 750	3 500	800	5G
	19.9	14 000	12 000	10 700	10 500	7 700	6 200	45	35	1 750	3 500	800	5G
	23.6	11 000	9 600	8 700	8 700	7 700	6 200	42	35	1 750	3 500	800	5G
R3	32.2	9 100	8 500	7 600	6 800	5 500	4 400	30	20	1 750	3 500	400	4K
	41.3	11 000	9 800	8 900	12 500	7 900	6 400	28	20	1 750	3 500	400	4K
	47.4	14 000	12 000	10 700	10 500	7 700	6 200	25	20	1 750	3 500	400	4K
	56.4	15 000	13 800	12 900	12 500	7 900	6 400	22	20	1 750	3 500	330	4H
	67.3	14 000	12 000	10 700	10 500	7 700	6 200	20	20	1 750	3 500	330	4H
	75	14 000	12 000	10 700	10 500	7 700	6 200	18	20	1 750	3 500	260	4F
	91.8	14 000	12 000	10 700	10 500	7 700	6 200	15	20	1 750	3 500	260	4F
	109	11 000	9 600	8 700	8 700	7 700	6 200	12	20	1 750	3 500	160	4D
R4	112	15 000	13 800	12 900	12 500	7 900	6 400	12	14	1 750	3 500	160	4D
	128	15 000	13 800	12 900	12 500	7 900	6 400	11	14	1 750	3 500	160	4D
	168	15 000	13 800	12 900	12 500	7 900	6 400	9	14	1 750	3 500	160	4D
	219	15 000	13 800	12 900	12 500	7 900	6 400	7	14	1 750	3 500	100	4B
	260	15 000	13 800	12 900	12 500	7 900	6 400	6	14	1 750	3 500	100	4B
	310	14 000	12 000	10 700	10 500	7 700	6 200	5.5	14	1 750	3 500	100	4B
	346	14 000	12 000	10 700	10 500	7 700	6 200	5	14	1 750	3 500	100	4B
	433	14 000	12 000	10 700	10 500	7 700	6 200	4	14	1 750	3 500	50	4A
	529	14 000	12 000	10 700	10 500	7 700	6 200	3.3	14	1 750	3 500	50	4A
	627	11 000	9 600	8 700	8 700	7 700	6 200	2.5	14	1 750	3 500	50	4A

M_{2max}=1.2×Mn2(n2×h=10 000)

NB307L

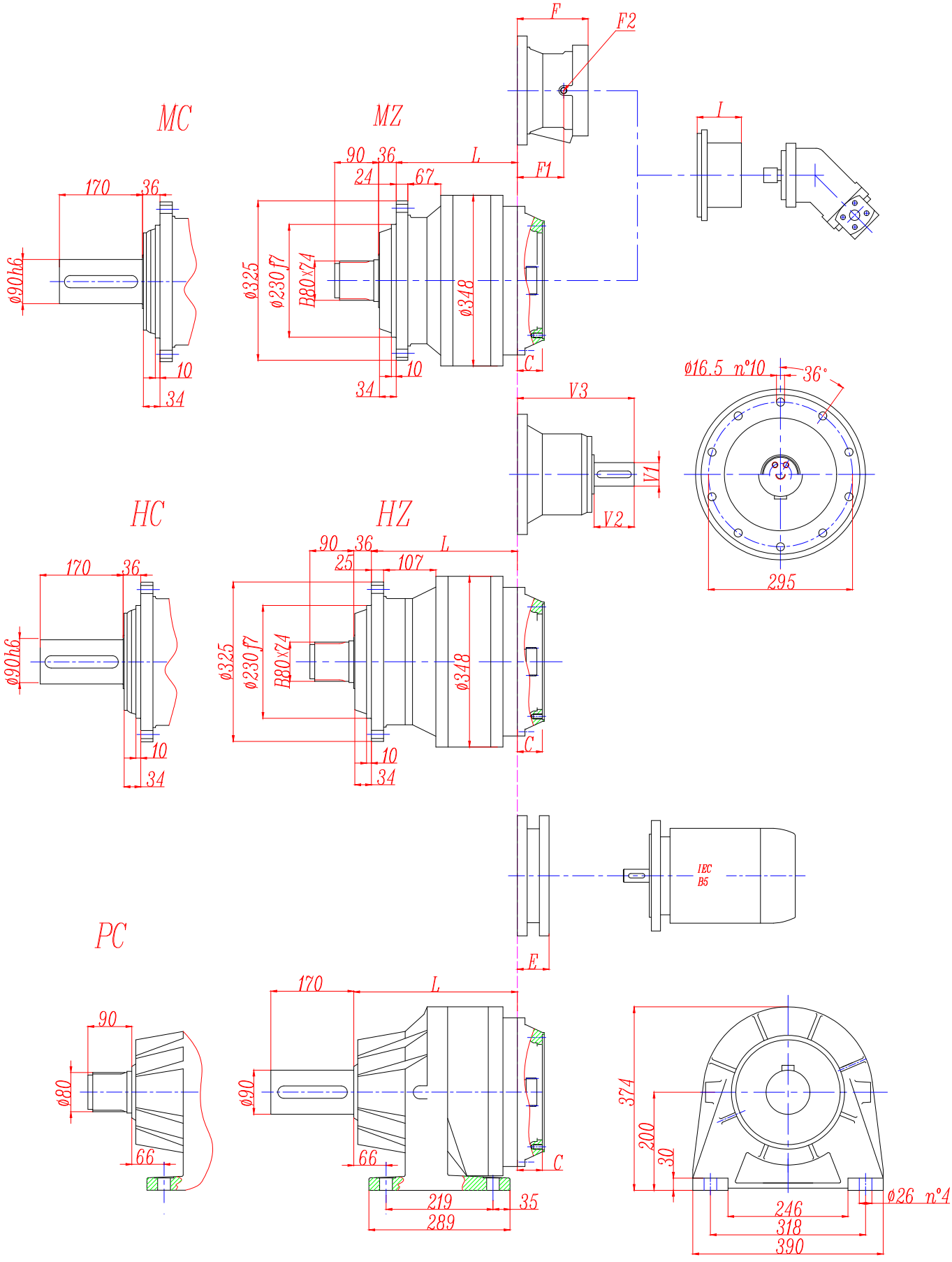
MC
MZ
HC
HZ
PC
F
F2
F1
L
I
90
36
24
67
170
ø90h6
ø325
ø230 f7
B80x4
ø348
C
10
34
V3
V1
V2
ø16.5 n°10
36°
295
25
107
IEC
B5
E
ø80
66
ø90
219
289
35
374
200
30
ø26 n°4
246
318
390

NB307L

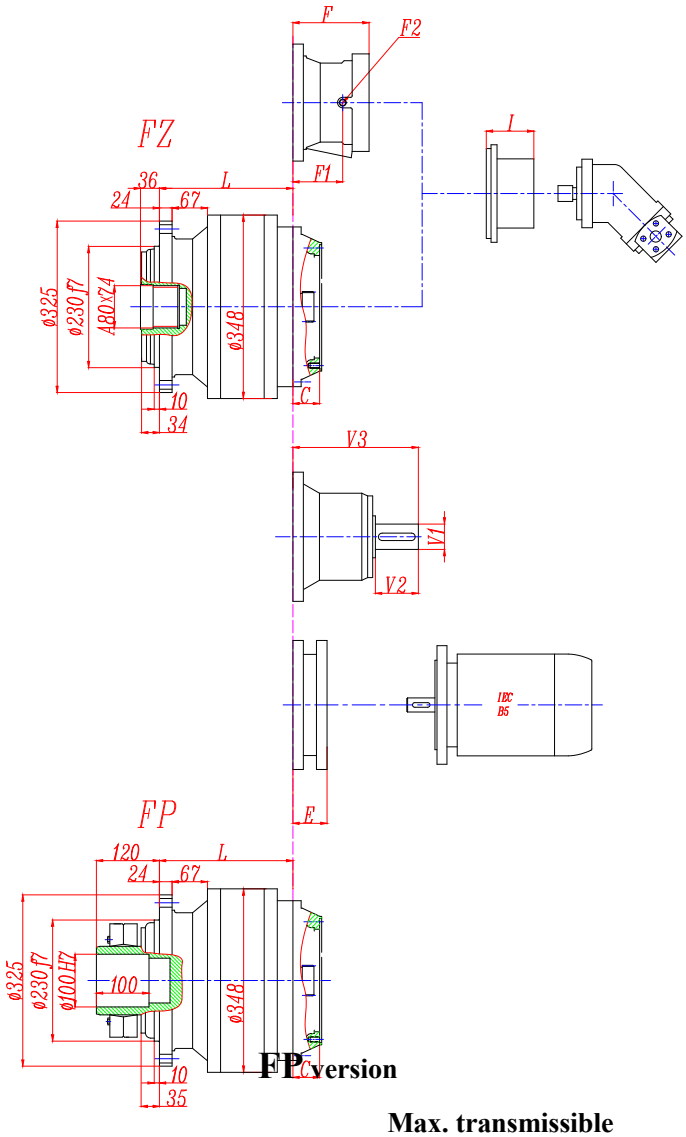

FP version

Max. transmissible

18000 N.m

	L				Ref. weight (without input) (Kg)				C	I	Brake				
	MZ MC	**FZ FP**	**HZ HC**	**PC PZ**	**MZ MC**	**FZ FP**	**HZ HC**	**PC PZ**			**F**	**F1**	**F2**	**Type**	Ref. Weight
307L1	165	165	210	246	95	85	105	120	51	According to hydraulic motor	201	153	1/4 G	6	38 Kg
307L2	258	258	303	339	107	97	117	132	37		145	95	1/4 G	5	22 Kg
307L3	323	323	368	404	114	104	124	139	37		105	65	1/4 G	4	15 Kg
307L4	376	376	421	457	118	108	128	143	37		105	65	1/4 G	4	15 Kg

	E (IEC motor input)													
	IEC 71	IEC 80	IEC 90	IEC 100	IEC 112	IEC 132	IEC 160	IEC 180	IEC 200	IEC 225	IEC 250			
307L1								195	186	216	216			
307L2	65	84	84	94	94	114	144							
307L3	65	84	84	94	94	114	144							
307L4	65	84	84	94	94	114	144							

NB307R

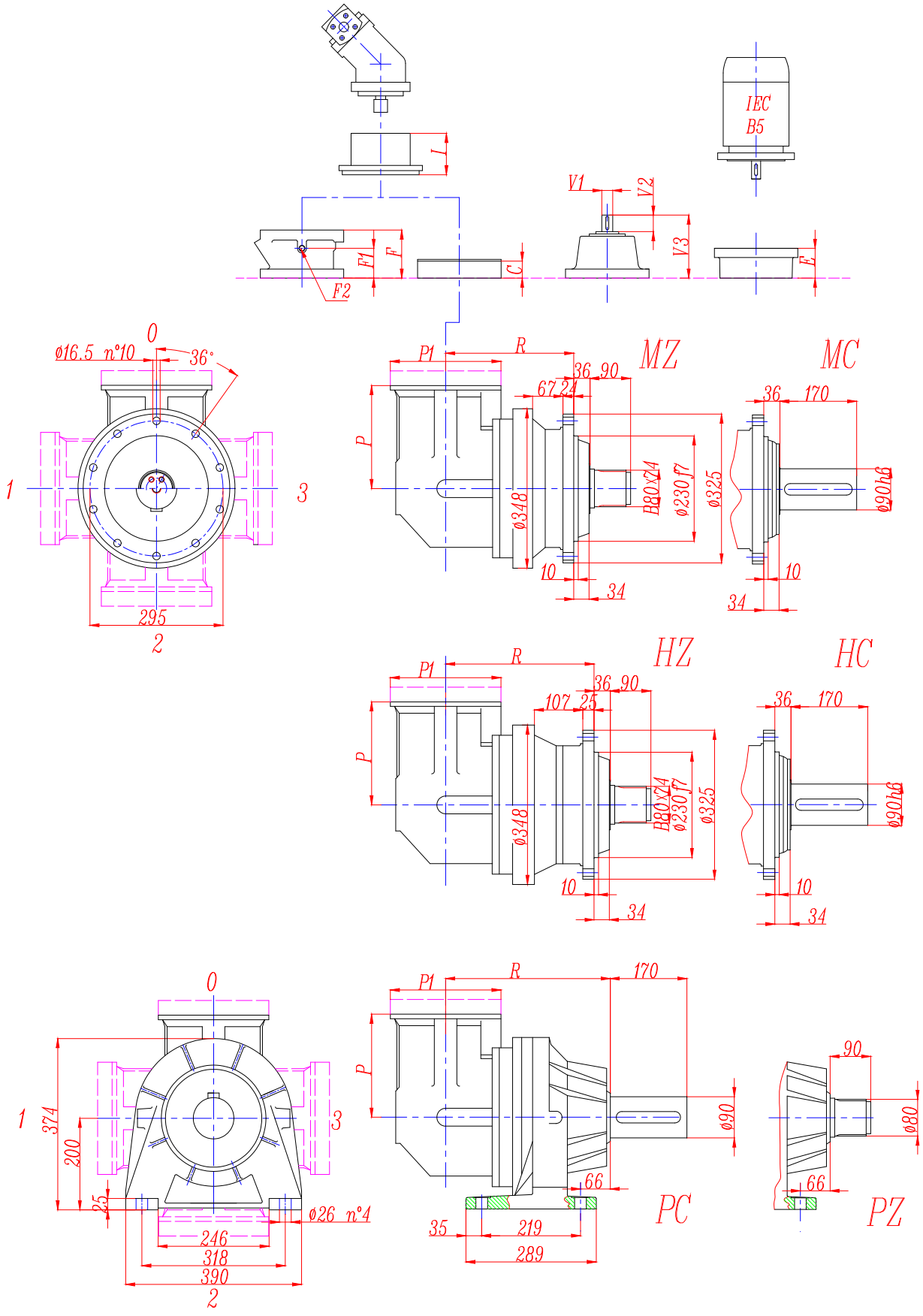
IEC
B5
I
V1
V2
V3
F1
F
F2
C
E
0
ø16.5 n°10
36°
1
3
295
2
P1
R
MZ
MC
36
90
67
24
P
ø348
B80x74
ø230 f7
ø325
10
34
36
170
ø90h6
HZ
HC
107
25
PC
PZ
374
200
25
ø26 n°4
246
318
390
170
ø90
66
35
219
289
90
ø80

NB307R

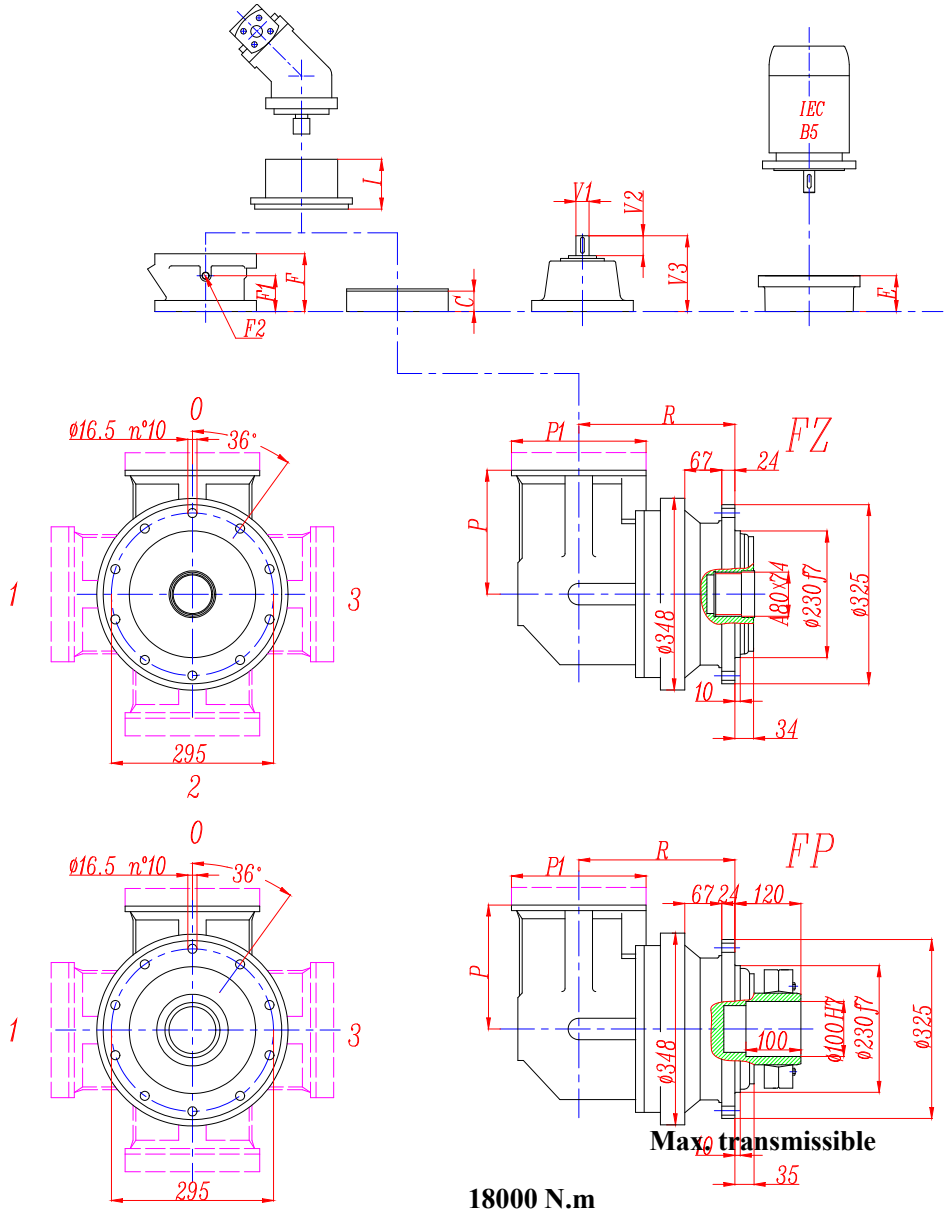

FP version

Max transmissible

18000 N.m

	R				Ref. weight (without input) (Kg)				C	P	I	Brake				
	MZ MC	FZ FP	HZ HC	PC PZ	MZ MC	FZ FP	HZ HC	PC PZ				F	F1	F2	Type	Ref. Weight 15 Kg
307R2	284	284	329	365	145	135	155	170	37	225	According to hydraulic motor	145	95	1/4 G	4	22
307R3	350	350	395	431	127	117	137	152	37	140		105	65	1/4 G	4	15
307R4	415	415	460	496	128	118	138	153	37	122		105	65	1/4 G	4	15

	P1	E (IEC motor input)									
		IEC 71	IEC 80	IEC 90	IEC 100	IEC 112	IEC 132	IEC 160	IEC 180	IEC 200	
307R2	245	65	84	84	94	94	114	144	144	174	
307R3	186	65	84	84	94	94	114	144			
307R4	186	65	84	84	94	94	114	144			

NB307L - NB307R

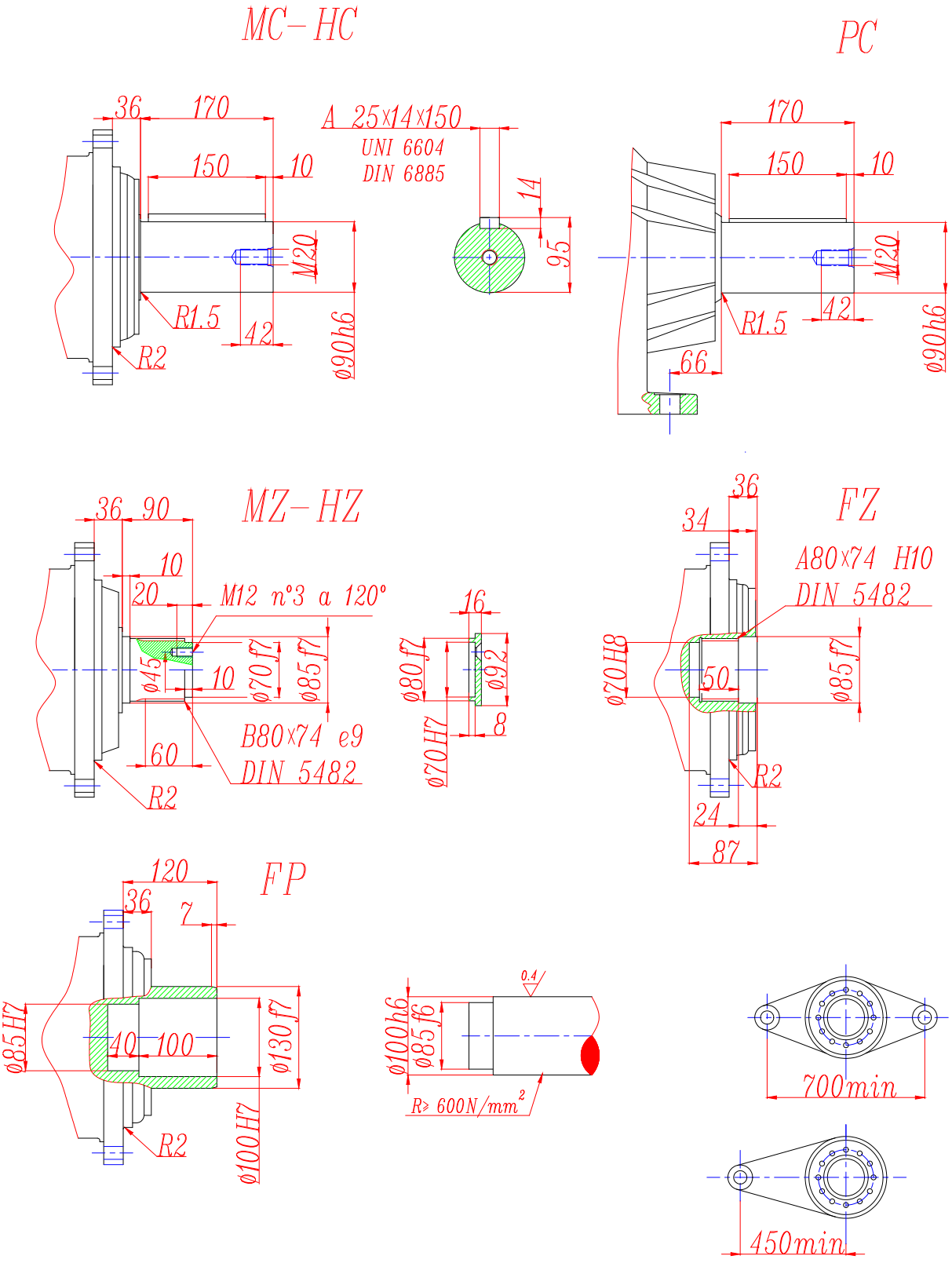

FP version

Max. transmissible

18000 N.m

NB307L - NB307R

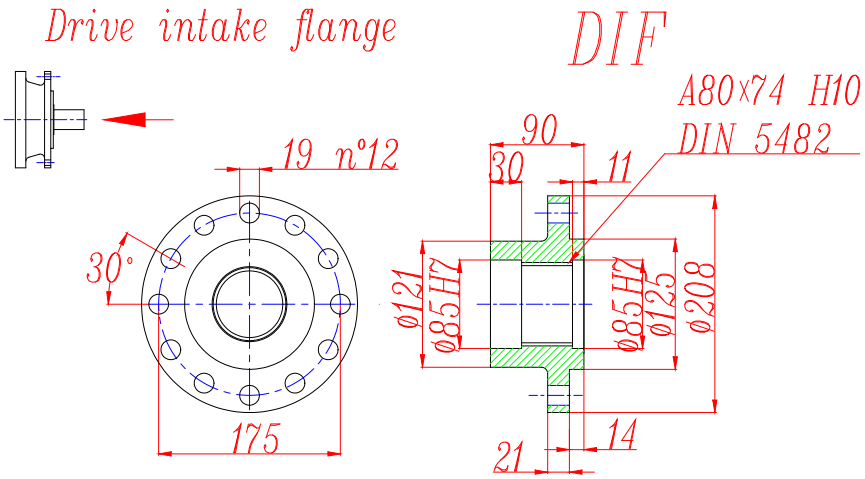

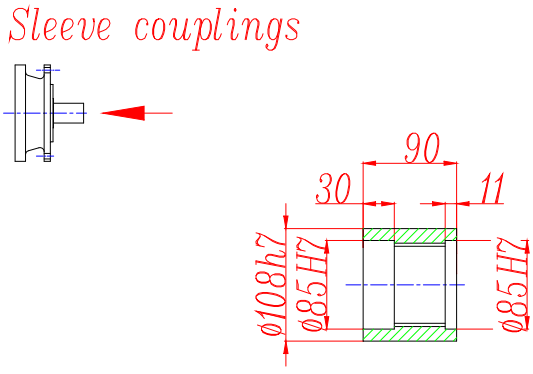

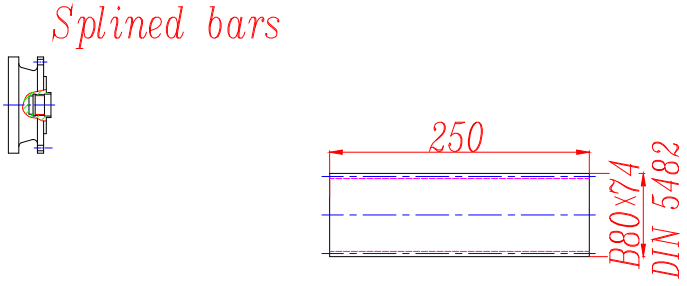

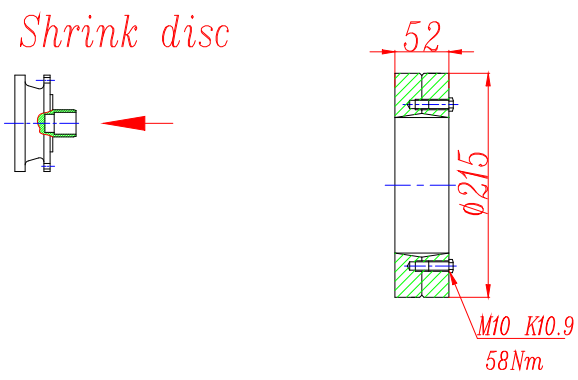

NB307L - NB307R

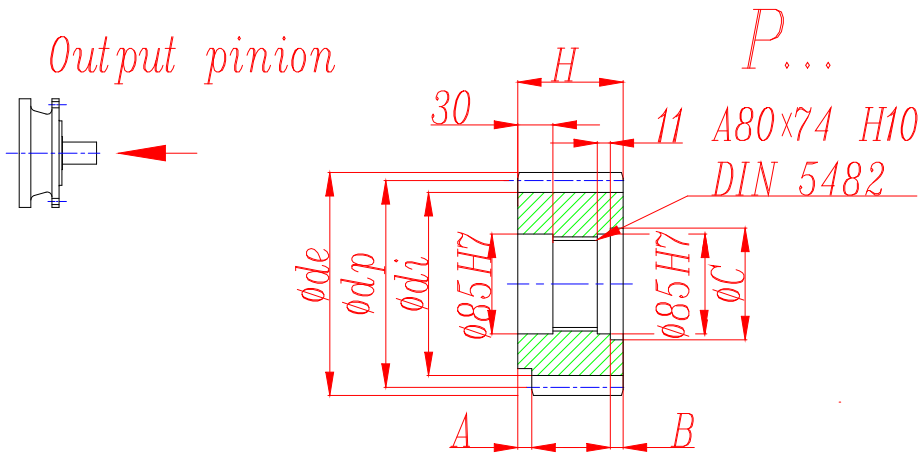

	m	z	x	dp	di	de	H	A	B	C
PFG	8	16	0.5000	128	117	149.5	90	0	0	0
PHC	10	12	0.4500	120	104	145	90	0	0	0
PHE	10	14	0.320	140	121	162.5	116	13	26	95
PHF	10	15	0.150	150	130	171.5	107	20	17	100
PHG	10	16	0.500	160	145	186	90	10	0	0
PHH1	10	17	0	170	145	190	90	0	0	0
PHH2	10	17	0.500	170	154	198	90	0	0	0
PLD	12	13	0.500	156	138	192	102	0	12	95
PLE	12	14	0.500	168	150	199.2	90	0	0	0
PLI	12	18	0.500	216	198	249.6	107	7	17	95
PLT	12	26	0	312	282	336	90	0	0	0

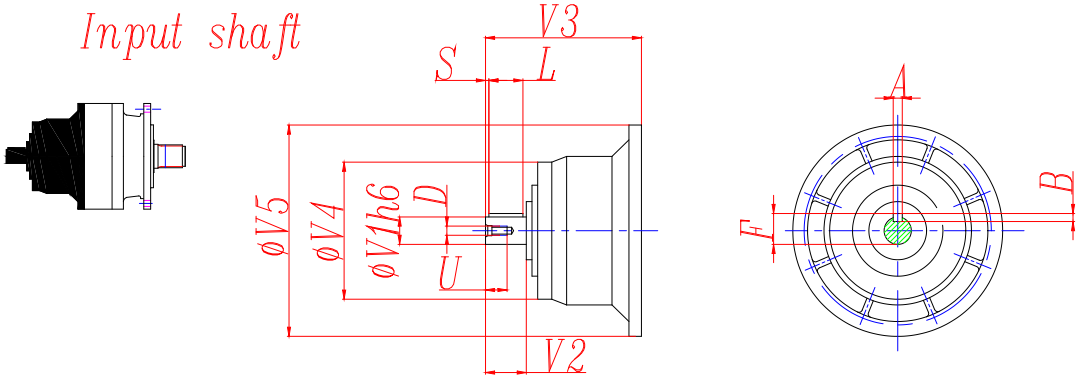

	CODE	V1	V2	V3	V4	V5	A	B	F	L	S	D	U
307L1	V07B	80	130	315	200	345	22	14	85	110	10	M16	36
	V07A	60	105	313	155	345	18	11	64	90	7.5	M16	36
307L2	V05B	48	82	239	155	245	14	9	51.5	70	6	M16	36
307L3	V01A	24	36	137.5	120	186	8	7	27	30	3	M8	19
	V01B	38	58	158	120	186	10	8	41	50	4	M12	28
307L4	V01A	24	36	137.5	120	186	8	7	27	30	3	M8	19
	V01B	38	58	158	120	186	10	8	41	50	4	M12	28
307R2	V05B	48	82	239	155	245	14	9	51.5	70	6	M16	36
307 R3-R4	V01A	24	36	137.5	120	186	8	7	27	30	3	M8	19
	V01B	38	58	158	120	186	10	8	41	50	4	M12	28

NB307L - NB307R

Permissible radial and axial loads on output shaft with Fh2 (n2 • h=10 000)

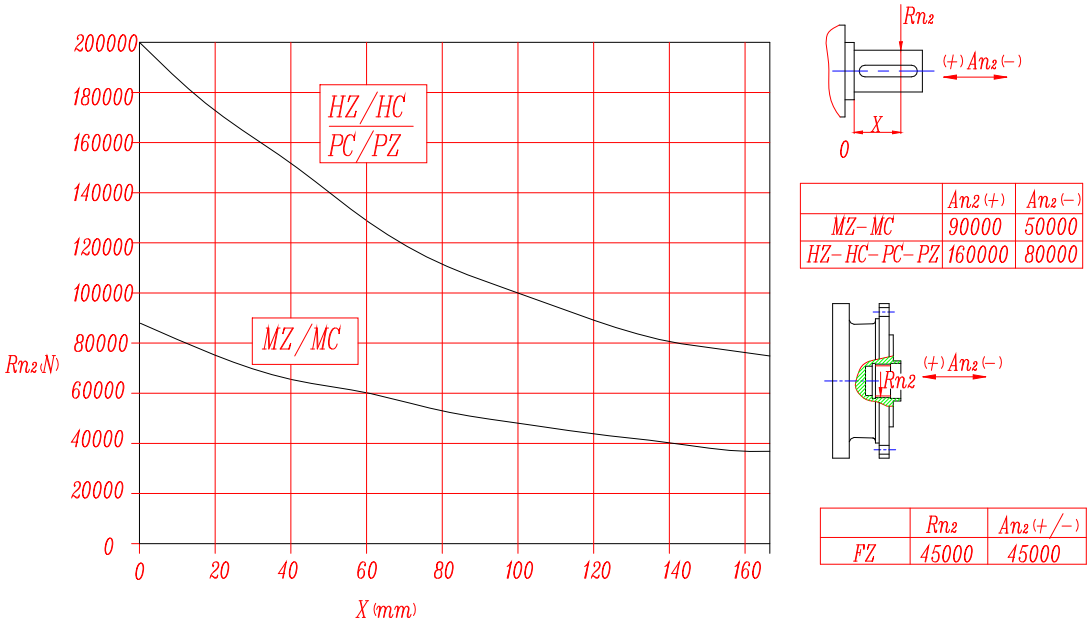

Load corrective factor fh2 on shafts	fh2= n2 • h		10 000	25 000	50 000	100 000	500 000	1 000 000
	fh2	MZ-MC-PC-PZ-FZ	1	0.74	0.58	0.46	0.27	0.21
		HZ-HC	1	0.76	0.61	0.50	0.31	0.25

Permissible radial loads on input shaft with Fh1 (n1 • h=250 000)

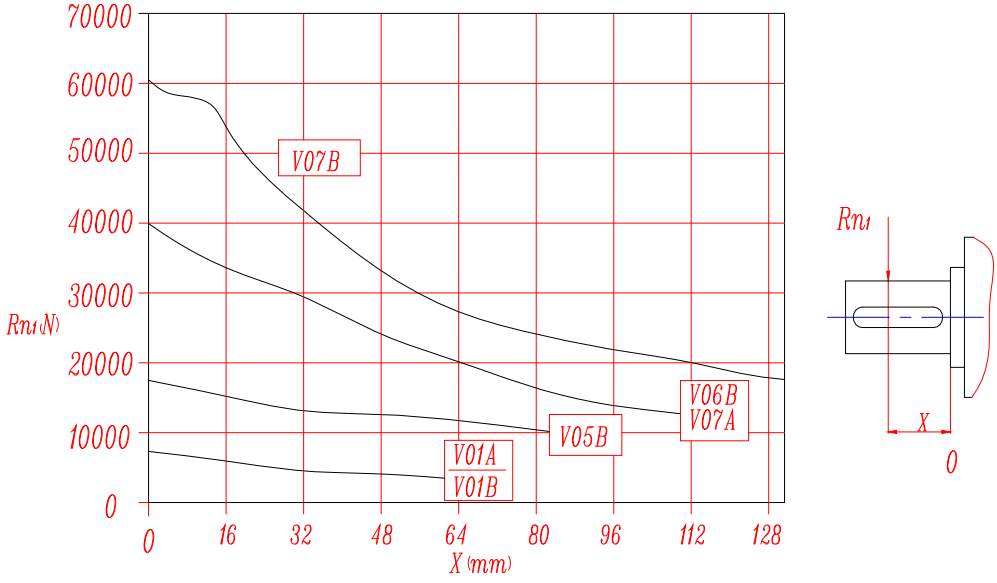

Load corrective factor fh1 on shafts	Fh1= n1 • h	250 000	500 000	1 000 000	2 00 000	5 000 000	10 000 000
	fh1	1	0.79	0.63	0.50	0.37	0.29