NB306L M2'=8500N.m

	I	Mn_2 (N.m)						P_1	P_t(KW)	n_1	n_{1max}	M_b	Brake type
	1:	n_2.h 10000	n_2.h 25000	n_2.h 50000	n_2.h 100000	n_2.h 500000	n_2.h 1000000	(KW)	(ta=20℃) (n_1=1500)	(min^{-1})	(min^{-1})	(N.m)	制动器
L1	3.7	10 000	9 600	9 400	9 300	6 000	4 850	75	18	1 500	3 000	3 200	6L
	4.2	10 000	9 600	9 400	9 300	6 000	4 850	75	18	1 500	3 000	3 200	6L
	4.9	9 500	8 500	7 800	7 800	5 700	4 600	75	18	1 500	3 000	2 600	6K
	5.8	8 500	7 200	6 500	6 500	5 700	4 650	75	18	1 500	3 000	2 100	6G
	7.1	7 000	5 900	5 500	5 500	4 700	3 850	60	18	1 500	3 000	1 500	6E
L2	13.5	10 000	9 600	9 400	9 300	6 000	4 850	40	13	1 750	3 500	1 000	5K
	17.6	10 000	9 600	9 400	9 300	6 000	4 850	40	13	1 750	3 500	1 000	5K
	21	10 000	9 600	9 400	9 300	6 000	4 850	40	13	1 750	3 500	800	5G
	24.7	9 500	8 500	7 800	7 800	5 700	4 600	30	13	1 750	3 500	400	5B
	28.9	8 500	7 200	6 500	6 500	5 700	4 650	26	13	1 750	3 500	400	5B
	32.2	8 500	7 200	6 500	6 500	5 700	4 650	24	13	1 750	3 500	400	5B
	39.5	8 500	7 200	6 500	6 500	5 700	4 650	22	13	1 750	3 500	400	5B
	48.4	7 000	5 900	5 500	5 500	4 700	3 850	16	13	1 750	3 500	400	5B
L3	45.7	10 000	9 600	9 400	9 300	6 000	4 850	21	7.5	1 750	3 500	330	4H
	59.6	10 000	9 600	9 400	9 300	6 000	4 850	16.5	7.5	1 750	3 500	260	4F
	78.2	10 000	9 600	9 400	9 300	6 000	4 850	13	7.5	1 750	3 500	260	4F
	102	10 000	9 600	9 400	9 300	6 000	4 850	11	7.5	1 750	3 500	160	4D
	143	9 500	8 500	7 800	7 800	5 700	4 600	9	7.5	1 750	3 500	160	4D
	167	8 500	7 200	6 500	6 500	5 700	4 650	6.9	7.5	1 750	3 500	100	4B
	186	8 500	7 200	6 500	6 500	5 700	4 650	6.2	7.5	1 750	3 500	100	4B
	232	8 500	7 200	6 500	6 500	5 700	4 650	5.1	7.5	1 750	3 500	100	4B
	284	8 500	7 200	6 500	6 500	5 700	4 650	4.2	7.5	1 750	3 500	50	4A
	348	7 000	5 900	5 500	5 500	4 700	3 850	2.8	7.5	1 750	3 500	50	4A
L4	203	10 000	9 600	9 400	9 300	6 000	4 850	8	6	1 750	3 500	100	4B
	264	10 000	9 600	9 400	9 300	6 000	4 850	6.2	6	1 750	3 500	100	4B
	344	10 000	9 600	9 400	9 300	6 000	4 850	4.9	6	1 750	3 500	50	4A
	451	10 000	9 600	9 400	9 300	6 000	4 850	3.8	6	1 750	3 500	50	4A
	586	10 000	9 600	9 400	9 300	6 000	4 850	2.9	6	1 750	3 500	50	4A
	731	10 000	9 600	9 400	9 300	6 000	4 850	2.4	6	1 750	3 500	50	4A
	822	9 500	8 500	7 800	7 800	5 700	4 600	1.7	6	1 750	3 500	50	4A
	1026	9 500	8 500	7 800	7 800	5 700	4 600	1.4	6	1 750	3 500	50	4A
	1202	8 500	7 200	6 500	6 500	5 700	4 650	1.1	6	1 750	3 500	50	4A
	1339	8 500	7 200	6 500	6 500	5 700	4 650	0.96	6	1 750	3 500	50	4A
	1671	8 500	7 200	6 500	6 500	5 700	4 650	0.8	6	1 750	3 500	50	4A
	2045	8 500	7 200	6 500	6 500	5 700	4 650	0.7	6	1 750	3 500	50	4A
	2506	7 000	5 900	5 500	5 500	4 700	3 850	0.5	6	1 750	3 500	50	4A

M_{2max}=1.2×Mn2(n2×h=10 000)

NB306R M2'=8500N.m

	I	Mn_2 (N.m)						P_1	P_t(KW)	n_1	n_{1max}	M_b	Brake type
	1:	n_2.h 10000	n_2.h 25000	n_2.h 50000	n_2.h 100000	n_2.h 500000	n_2.h 1000000	(KW)	(ta=20℃) (n_1=1500)	(min^{-1})	(min^{-1})	(N.m)	制动器
R2	9.4	6 500	5 600	5 100	4 200	2 600	2 150	35	18	1 750	3 500	440	4L
	10.7	7 000	5 900	5 500	5 500	4 700	3 850	35	18	1 750	3 500	440	4L
	12.7	9 500	8 500	7 800	7 800	5 700	4 600	35	18	1 750	3 500	440	4L
	14.8	8 500	7 200	6 500	6 500	5 700	4 650	35	18	1 750	3 500	440	4L
	18.2	7 000	5 900	5 500	5 500	4 700	3 850	35	18	1 750	3 500	440	4L
R3	27.7	10 000	9 600	9 400	9 300	6 000	4 850	35	14	1 750	3 500	440	4L
	36	10 000	9 600	9 400	9 300	6 000	4 850	27	14	1 750	3 500	400	4K
	43	10 000	9 600	9 400	9 300	6 000	4 850	23	14	1 750	3 500	400	4K
	50.7	9 500	8 500	7 800	7 800	5 700	4 600	19	14	1 750	3 500	330	4H
	59.3	8 500	7 200	6 500	6 500	5 700	4 650	16.5	14	1 750	3 500	330	4H
	66	8 500	7 200	6 500	6 500	5 700	4 650	15	14	1 750	3 500	260	4F
	80.9	8 500	7 200	6 500	6 500	5 700	4 650	13	14	1 750	3 500	160	4D
	99.1	7 000	5 900	5 500	5 500	4 700	3 850	9	14	1 750	3 500	100	4B
R4	93.6	10 000	9 600	9 400	9 300	6 000	4 850	14	12	1 750	3 500	160	4D
	122	10 000	9 600	9 400	9 300	6 000	4 850	11.3	12	1 750	3 500	160	4D
	160	10 000	9 600	9 400	9 300	6 000	4 850	9.5	12	1 750	3 500	100	4B
	208	10 000	9 600	9 400	9 300	6 000	4 850	7.5	12	1 750	3 500	100	4B
	292	9 500	8 500	7 800	7 800	5 700	4 600	4.8	12	1 750	3 500	50	4A
	342	8 500	7 200	6 500	6 500	5 700	4 650	3.2	12	1 750	3 500	50	4A
	381	8 500	7 200	6 500	6 500	5 700	4 650	2.9	12	1 750	3 500	50	4A
	476	8 500	7 200	6 500	6 500	5 700	4 650	2.4	12	1 750	3 500	50	4A
	582	8 500	7 200	6 500	6 500	5 700	4 650	2	12	1 750	3 500	50	4A
	714	7 000	5 900	5 500	5 500	4 700	3 850	1.5	12	1 750	3 500	50	4A

M_{2max}=1.2×Mn2(n2×h=10 000)

NB306L

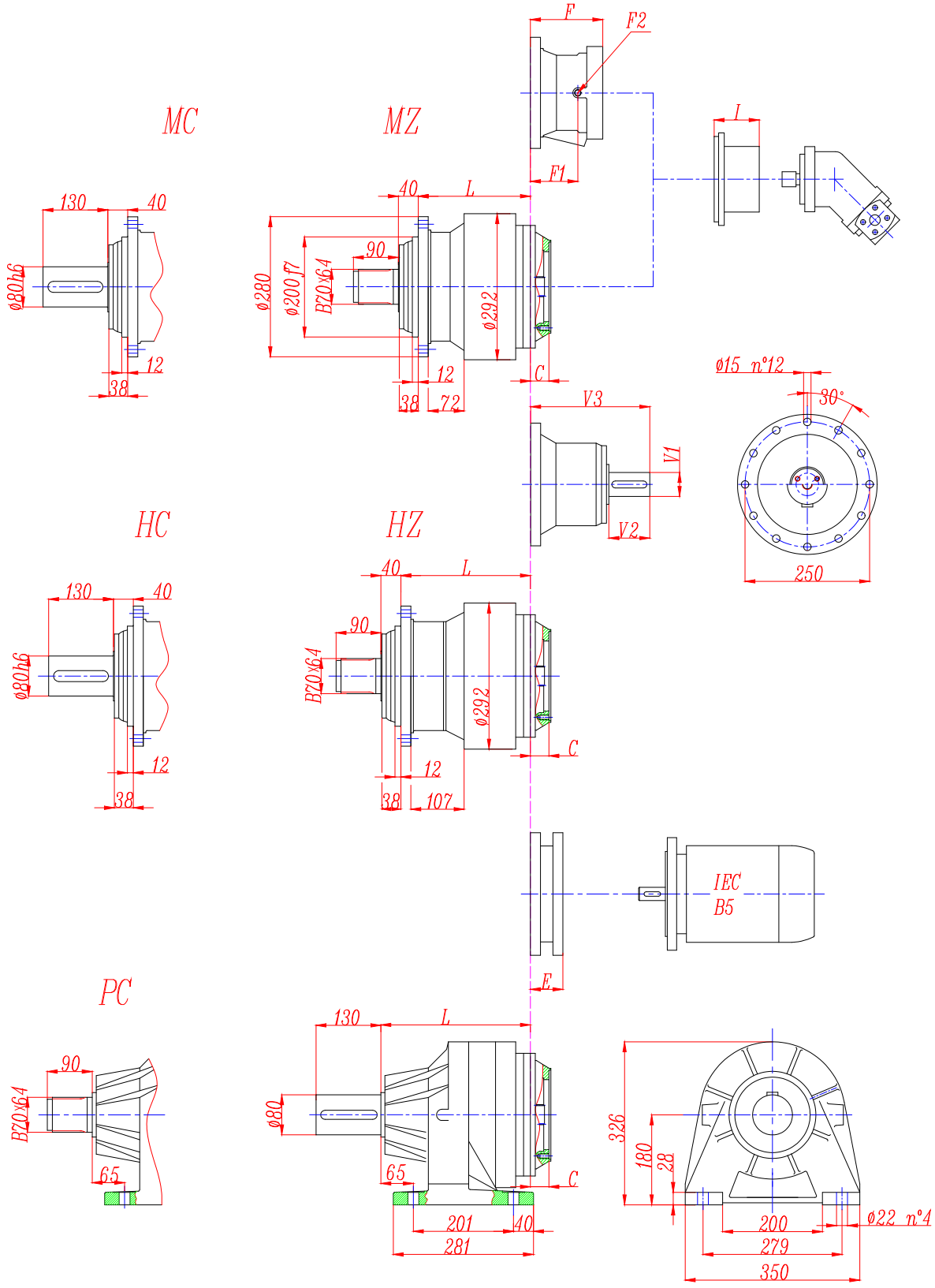
MC
MZ
HC
HZ
PC
F
F2
F1
I
L
C
E
V3
V1
V2
IEC
B5
130
40
90
12
38
72
107
65
201
281
280
200 f7
B70x64
292
80h6
80
15 n°12
90°
250
326
180
28
200
279
350
22 n°4

NB306L

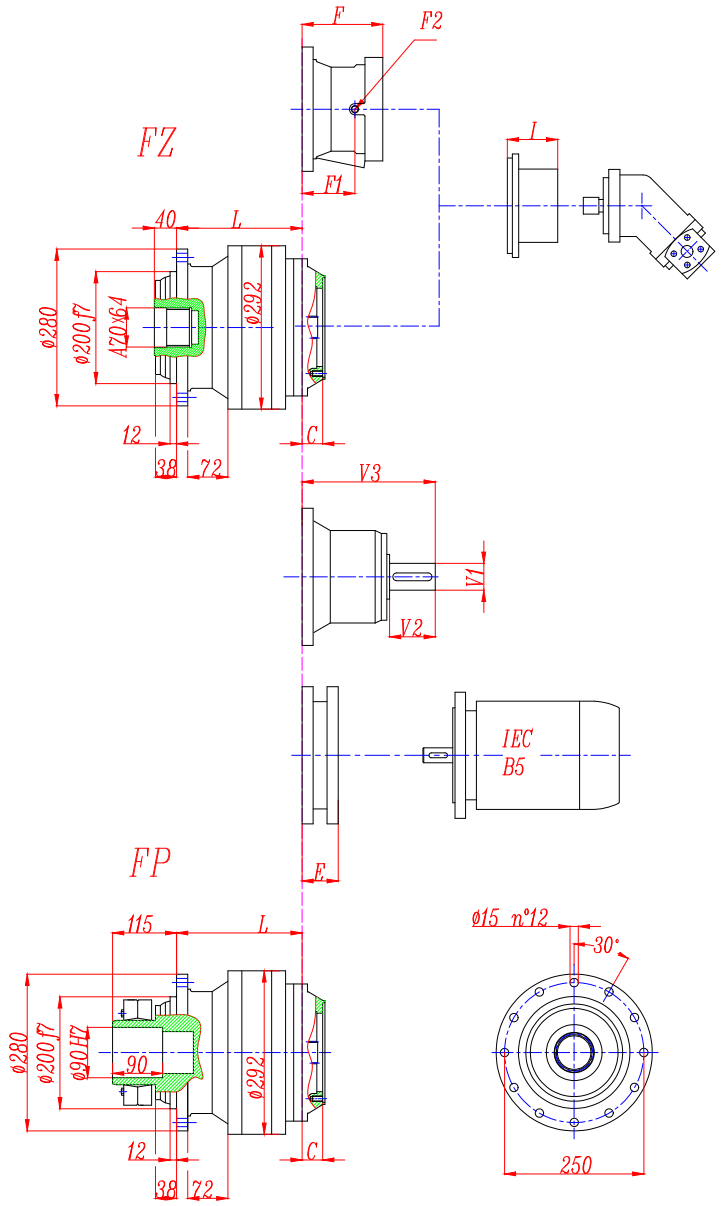

FP version

Max. transmissible

12000 N.m

	L				Ref. weight (without input) (Kg)				C	I	Brake				
	MZ MC	**FZ FP**	**HZ HC**	**PC PZ**	**MZ MC**	**FZ FP**	**HZ HC**	**PC PZ**			**F**	**F1**	**F2**	**Type**	Ref. Weight
306L1	160	160	195	235	65	65	70	80	45	According to hydraulic motor	195	147	1/4 G	6	35 Kg
306L2	229	229	264	304	74	74	79	89	37		145	95	1/4 G	5	22 Kg
306L3	282	282	317	357	78	78	83	93	37		105	65	1/4 G	4	15 Kg
306L4	335	335	370	410	82	82	87	97	37		105	65	1/4 G	4	15 Kg

	E (IEC motor input)													
	IEC 71	IEC 80	IEC 90	IEC 100	IEC 112	IEC 132	IEC 160	IEC 180	IEC 200	IEC 225	IEC 250			
306L1							152	152	182	212	193			
306L2	65	84	84	94	94	114	144							
306L3	65	84	84	94	94	114	144							
306L4	65	84	84	94	94	114	144							

NB306R

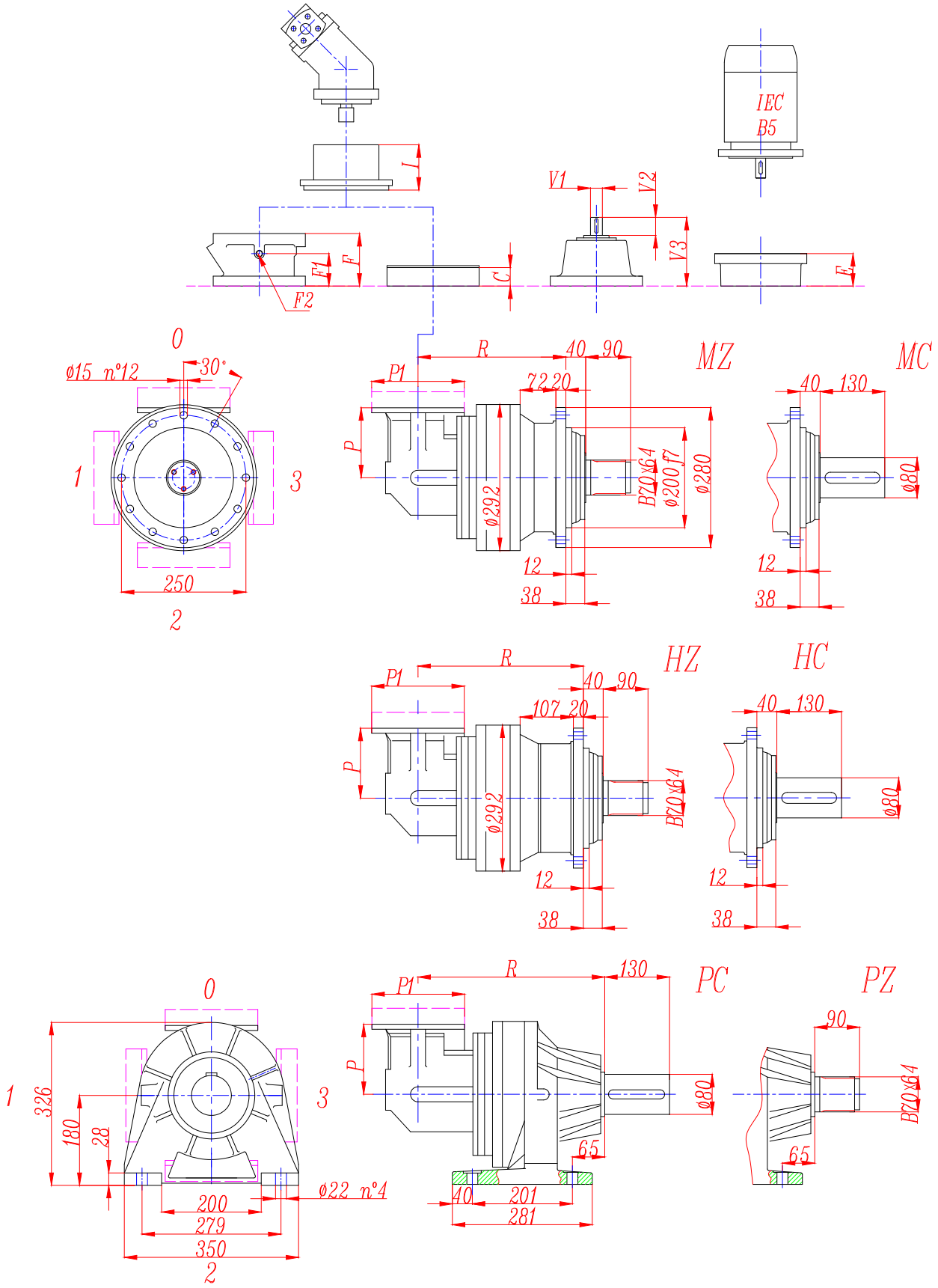
IEC
B5
I
V1
V2
V3
F1
F
F2
C
E
0
ø15 n°12
30°
1
3
250
2
R
40
90
MZ
MC
P1
72
20
P
ø292
B20x64
ø200 f7
ø280
12
38
130
ø80
HZ
HC
107
PC
PZ
326
180
28
ø22 n°4
200
279
350
65
201
281

NB306R

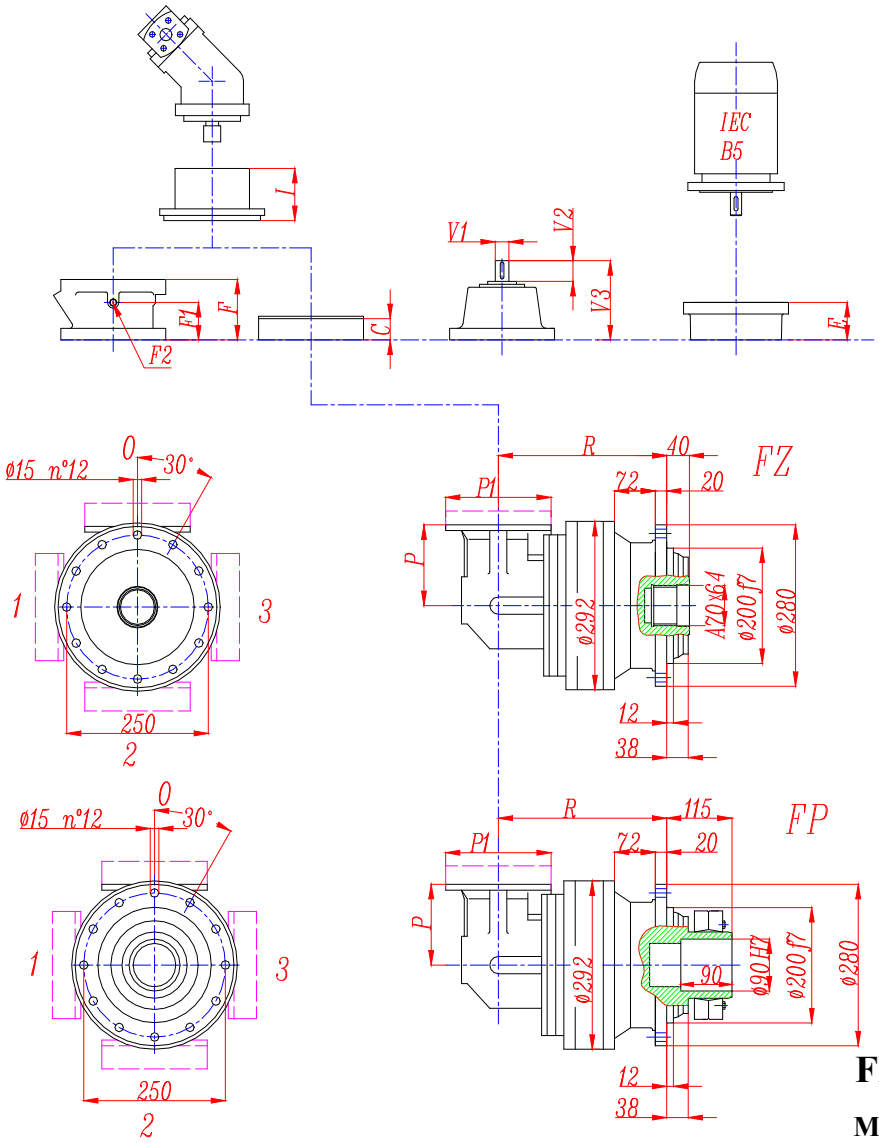

FP version

Max. transmissible

12000 N.m

	R				Ref. weight (without input) (Kg)				C	P	I	Brake				
	MZ MC	FZ FP	HZ HC	PC PZ	MZ MC	FZ FP	HZ HC	PC PZ				F	F1	F2	Type	Ref. Weight 15 Kg
306R2	297	297	332	372	89	89	94	104	37	140	According to hydraulic motor	105	65	1/4 G	4	
306R3	321	321	356	396	85	85	90	100	37	140		105	65	1/4 G	4	
306R4	374	374	409	449	79	79	84	94	37	122		105	65	1/4 G	4	

	P1	E (IEC motor input)						
		IEC71	IEC80	IEC90	IEC100	IEC112	IEC132	IEC160
306R2	186	65	84	84	94	94	114	144
306R3	186	65	84	84	94	94	114	144
306R4	186	65	84	84	94	94	114	144

NB306L - NB306R

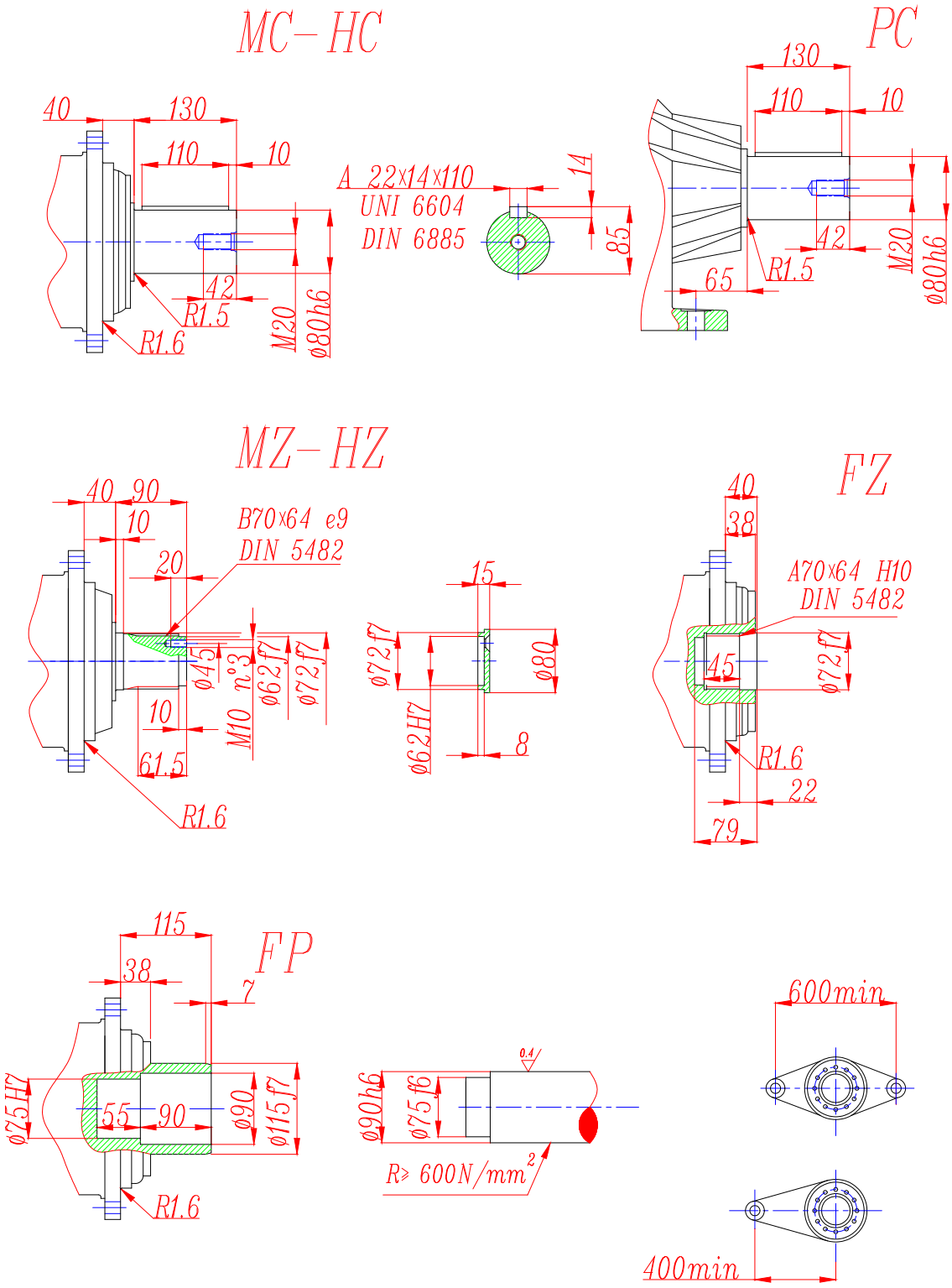

FP version

Max. transmissible

12000 N.m

NB306L - NB306R

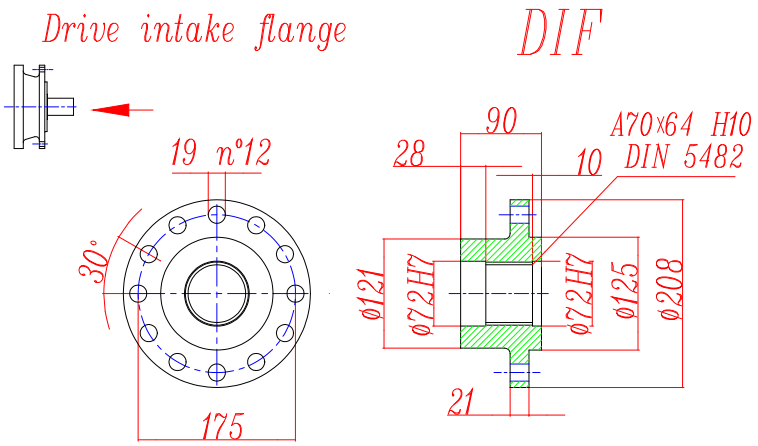

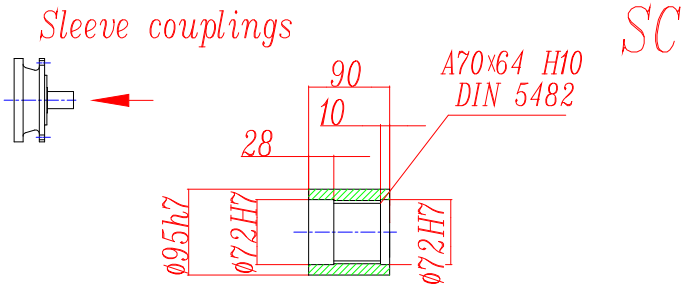

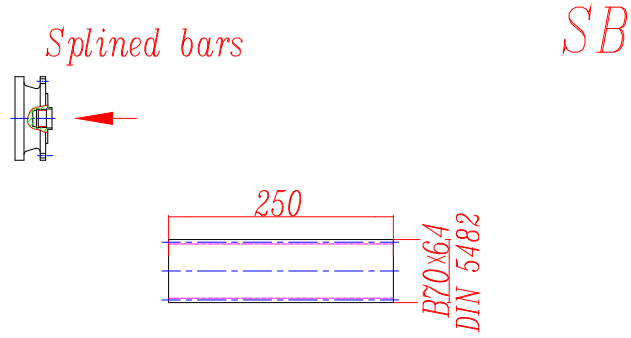

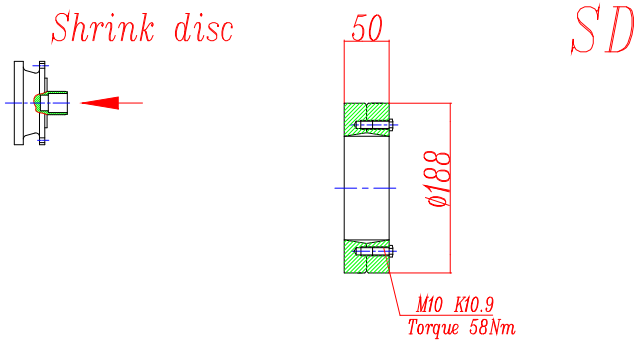

NB306L - NB306R

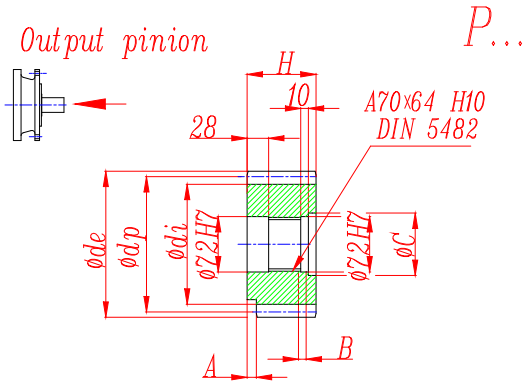

	m	z	x	dp	di	de	H	A	B	C
PFE1	8	15	0	120	100	134	90	0	0	0
PFE2	8	15	0.5000	120	108	141	90	0	0	0
PHB	10	11	0.500	110	95	136	90	10	0	0
PHC1	10	12	0.450	120	104	145	90	0	0	0
PHC2	10	12	0.320	120	100	144.2	90	0	0	0
PHC3	10	12	0.350	120	101	144	90	0	0	0
PHD1	10	13	0.950	130	124	165	90	0	0	0
PHD2	10	13	0.500	130	115	159	90	0	0	0
PHE1	10	14	0	140	115	160	90	0	0	0
PHE2	10	14	0.500	140	125	166	90	0	0	0
PHF	10	15	0	150	127	167	90	24	0	0
PHH	10	17	0.480	170	154	197.5	90	10	0	0
PHM	10	20	0	200	175	220	90	10	0	0

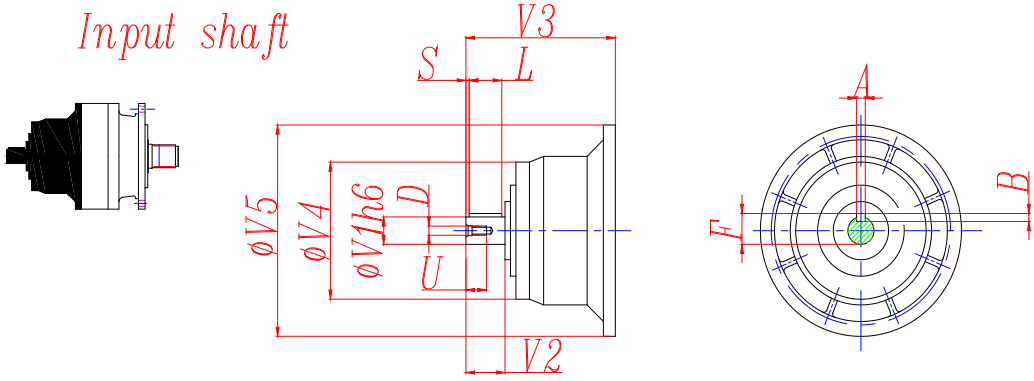

	CODE	V1	V2	V3	V4	V5	A	B	F	L	S	D	U
306L1	V06B	60	105	307	155	292	18	11	64	90	7.5	M16	36
306L2	V05B	48	82	239	155	245	14	9	51.5	70	6	M16	36
306L3	V01A	24	36	137.5	120	186	8	7	27	30	3	M8	19
	V01B	38	58	158	120	186	10	8	41	50	4	M12	28
306L4	V01A	24	36	137.5	120	186	8	7	27	30	3	M8	19
	V01B	38	58	158	120	186	10	8	41	50	4	M12	28
306R2-R3-R4	V01A	24	36	137.5	120	186	8	7	27	30	3	M8	19
	V01B	38	58	158	120	186	10	8	41	50	4	M12	28

NB306L - NB306R

Permissible radial and axial loads on output shaft with Fh2 (n2 • h=10 000)

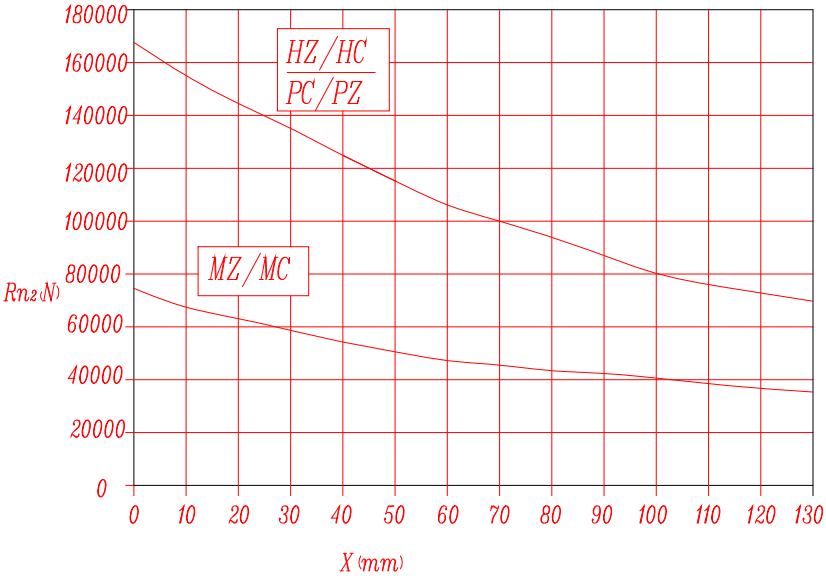

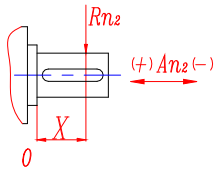

	An2 (+)	An2 (−)
MZ-MC	70000	44000
HZ-HC-PC-PZ	120000	60000

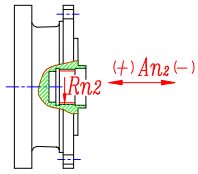

	Rn2	An2 (+/−)
FZ	35000	35000

Load corrective factor fh2 on shafts	fh2= n2 • h		10 000	25 000	50 000	100 000	500 000	1 000 000
	fh2	MZ-MC-PC-PZ-FZ	1	0.74	0.58	0.46	0.27	0.21
		HZ-HC	1	0.76	0.61	0.50	0.31	0.25

Permissible radial loads on input shaft with Fh1 (n1 • h=250 000)

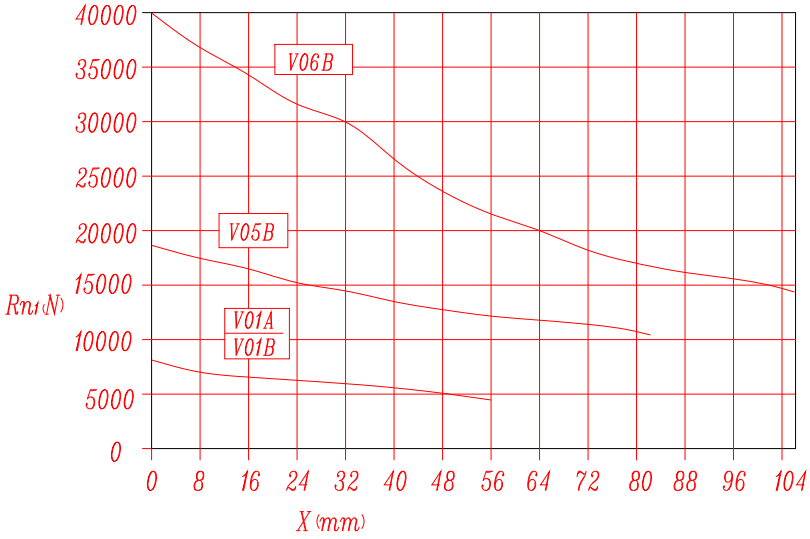

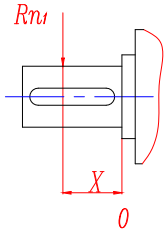

Load corrective factor fh1 on shafts	Fh1= n1 • h	250 000	500 000	1 000 000	2 00 000	5 000 000	10 000 000
	fh1	1	0.79	0.63	0.50	0.37	0.29