NB300L M2’=1000N.m

	I	Mn_2 (N.m)						P_1	P_t(KW)	n_1	n_{1max}	M_b	Brake
	1:	n_2.h 10000	n_2.h 25000	n_2.h 50000	n_2.h 100000	n_2.h 500000	n_2.h 1000000	(KW)	(ta=20℃) (n_1=1500)	(min^{-1})	(min^{-1})	(N.m)	type 制动器
L1	3.4	1 000	1 000	890	850	760	610	20	7.5	1 750	3 500	400	4K
	4.4	1 000	1 000	890	850	760	610	20	7.5	1 750	3 500	330	4H
	5.8	860	730	650	650	650	580	15	7.5	1 750	3 500	260	4F
	7.2	700	600	550	550	550	510	11	7.5	1 750	3 500	160	4D
L2	11.5	1 000	1 000	890	850	760	610	9	7.5	1 750	3 500	100	4B
	15	1 000	1 000	890	850	760	610	7.5	7.5	1 750	3 500	100	4B
	19.8	1 000	1 000	890	850	760	610	6.2	7.5	1 750	3 500	100	4B
	25.6	1 000	1 000	890	850	760	610	5	7.5	1 750	3 500	100	4B
	32	1 000	1 000	890	850	760	610	4.1	7.5	1 750	3 500	50	4A
	41.5	860	730	650	650	650	580	2.8	7.5	1 750	3 500	50	4A
	51.8	700	600	550	550	550	510	1.9	7.5	1 750	3 500	50	4A
L3	38.8	1 000	1 000	890	850	760	610	3.5	7.5	1 750	3 500	50	4A
	50.9	1 000	1 000	890	850	760	610	2.8	7.5	1 750	3 500	50	4A
	66.1	1 000	1 000	890	850	760	610	2.2	7.5	1 750	3 500	50	4A
	87.8	1 000	1 000	890	850	760	610	1.7	7.5	1 750	3 500	50	4A
	108	1 000	1 000	890	850	760	610	1.4	7.5	1 750	3 500	50	4A
	114	1 000	1 000	890	850	760	610	1.3	7.5	1 750	3 500	50	4A
	142	1 000	1 000	890	850	760	610	1.1	7.5	1 750	3 500	50	4A
	185	1 000	1 000	890	850	760	610	0.85	7.5	1 750	3 500	50	4A
	230	1 000	1 000	890	850	760	610	0.7	7.5	1 750	3 500	50	4A
	299	860	730	650	650	650	580	0.38	7.5	1 750	3 500	50	4A
	373	700	600	550	550	550	510	0.27	7.5	1 750	3 500	50	4A
L4	297	1 000	1 000	890	850	760	610	0.54	6.0	1 750	3 500	50	4A
	386	1 000	1 000	890	850	760	610	0.42	6.0	1 750	3 500	50	4A
	476	1 000	1 000	890	850	760	610	0.35	6.0	1 750	3 500	50	4A
	501	1 000	1 000	890	850	760	610	0.33	6.0	1 750	3 500	50	4A
	625	1 000	1 000	890	850	760	610	0.27	6.0	1 750	3 500	50	4A
	650	1 000	1 000	890	850	760	610	0.26	6.0	1 750	3 500	50	4A
	780	1 000	1 000	890	850	760	610	0.23	6.0	1 750	3 500	50	4A
	853	1 000	1 000	890	850	760	610	0.21	6.0	1 750	3 500	50	4A
	1024	1 000	1 000	890	850	760	610	0.17	6.0	1 750	3 500	50	4A
	1108	860	730	650	650	650	580	0.12	6.0	1 750	3 500	50	4A
	1329	1 000	1 000	890	850	760	610	0.13	6.0	1 750	3 500	50	4A
	1383	860	730	650	650	650	580	0.11	6.0	1 750	3 500	50	4A
	1659	1 000	1 000	890	850	760	610	0.11	6.0	1 750	3 500	50	4A
	1725	860	730	650	650	650	580	0.09	6.0	1 750	3 500	50	4A
	2153	860	730	650	650	650	580	0.07	6.0	1 750	3 500	50	4A
	2687	700	600	550	550	550	510	0.04	6.0	1 750	3 500	50	4A

M_{2max}=1.2×Mn2(n2×h=10 000)

NB300R M2’=1000N.m

	I	Mn_2 (N.m)						P_1	P_t(KW)	n_1	n_{1max}	M_b	Brake type
	1:	n_2.h 10000	n_2.h 25000	n_2.h 50000	n_2.h 100000	n_2.h 500000	n_2.h 1000000	(KW)	(ta=20℃) (n_1=1500)	(min^{-1})	(min^{-1})	(N.m)	制动器
R2	6.9	1 000	1 000	890	850	760	610	15	12	1 750	3 500	160	4D
	9.1	1 000	1 000	890	850	760	610	15	12	1 750	3 500	160	4D
	11.8	860	730	650	650	650	580	7.5	12	1 750	3 500	100	4B
	14.8	700	600	550	550	550	510	5	12	1 750	3 500	100	4B
R3	23.5	1 000	1 000	890	850	760	610	5	12	1 750	3 500	100	4B
	30.8	1 000	1 000	890	850	760	610	4.2	12	1 750	3 500	50	4A
	40.5	1 000	1 000	890	850	760	610	3.3	12	1 750	3 500	50	4A
	52.6	1 000	1 000	890	850	760	610	2.7	12	1 750	3 500	50	4A
	65.6	1 000	1 000	890	850	760	610	2.2	12	1 750	3 500	50	4A
	85.2	860	730	650	650	650	580	1.3	12	1 750	3 500	50	4A
	106	700	600	550	550	550	510	0.9	12	1 750	3 500	50	4A
R4	79.5	1 000	1 000	890	850	760	610	1.8	10	1 750	3 500	50	4A
	104	1 000	1 000	890	850	760	610	1.4	10	1 750	3 500	50	4A
	135	1 000	1 000	890	850	760	610	1.1	10	1 750	3 500	50	4A
	180	1 000	1 000	890	850	760	610	0.85	10	1 750	3 500	50	4A
	222	1 000	1 000	890	850	760	610	0.7	10	1 750	3 500	50	4A
	234	1 000	1 000	890	850	760	610	0.66	10	1 750	3 500	50	4A
	292	1 000	1 000	890	850	760	610	0.55	10	1 750	3 500	50	4A
	378	1 000	1 000	890	850	760	610	0.42	10	1 750	3 500	50	4A
	472	1 000	1 000	890	850	760	610	0.37	10	1 750	3 500	50	4A
	613	860	730	650	650	650	580	0.21	10	1 750	3 500	50	4A
	765	700	600	550	550	550	510	0.14	10	1 750	3 500	50	4A

M_{2max}=1.2×Mn2(n2×h=10 000)

NB300L

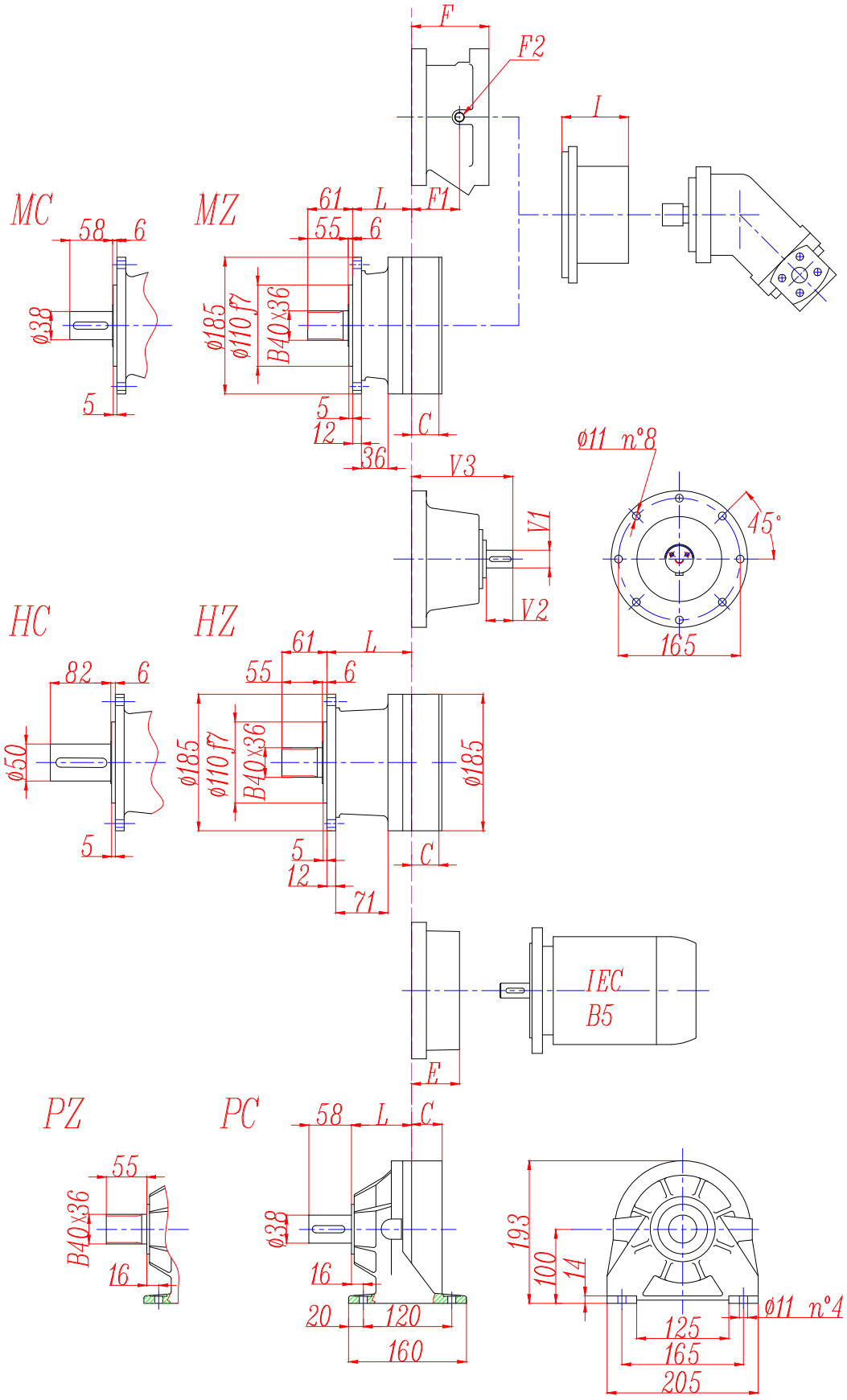
F
F2
I
MC
58
6
ø38
5
MZ
61
L
F1
55
6
ø185
ø110 f7
B40x36
5
12
36
C
V3
V1
V2
ø11 n°8
45°
165
HC
82
6
ø50
5
HZ
61
L
55
6
ø185
ø110 f7
B40x36
5
12
71
C
ø185
IEC
B5
E
PZ
55
B40x36
16
PC
58
L
C
ø38
16
20
120
160
193
100
14
ø11 n°4
125
165
205

NB300L

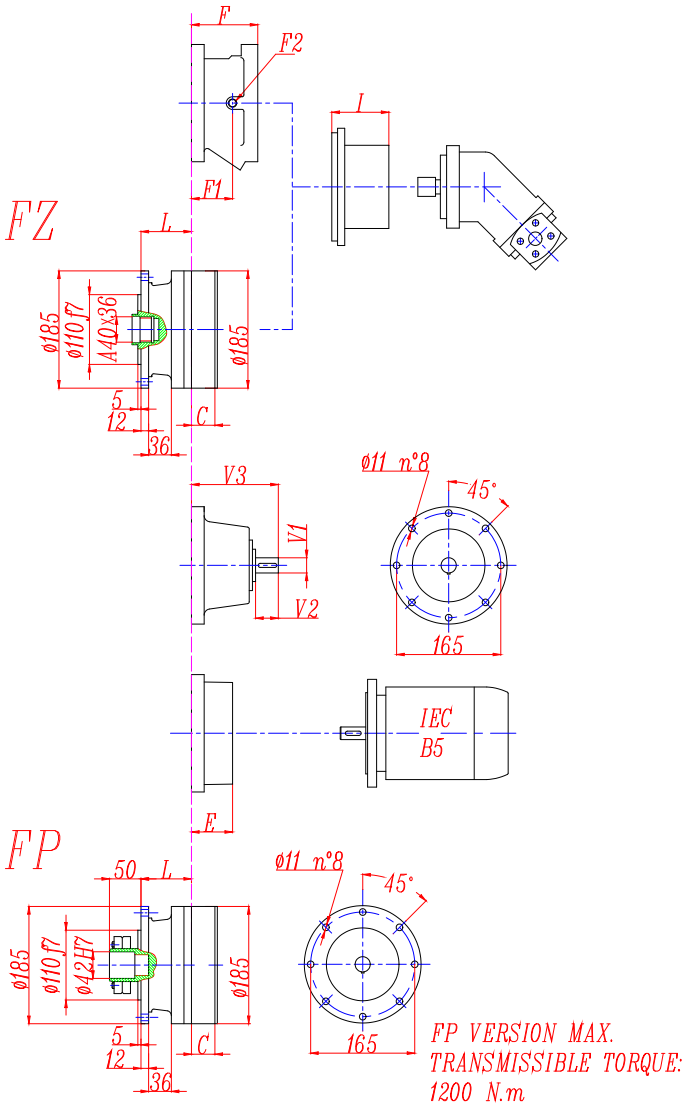

	L				Ref. weight (without input) (Kg)				C	I	Brake				
	MZ MC	FZ FP	HZ HC	PC PZ	MZ MC	FZ FP	HZ HC	PC PZ			F	F1	F2	Type	
300L1	80	80	115	86	18	16	20	23	37	According to hydraulic motor	105	65	1/4 G	4	Ref. Weight 15 Kg
300L2	133	133	168	139	22	20	24	27	37		105	65	1/4 G	4	
300L3	186	186	221	192	26	24	28	31	37		105	65	1/4 G	4	
300L4	239	239	274	245	30	28	32	35	37		105	65	1/4 G	4	

	E (IEC motor input)							
		IEC71	IEC80	IEC90	IEC100	IEC112	IEC132	
300L1		65	84	84	94	94	114	
300L2		65	84	84	94	94	114	
300L3		65	84	84	94	94	114	
300L4		65	84	84	94	94	114	

NB300R

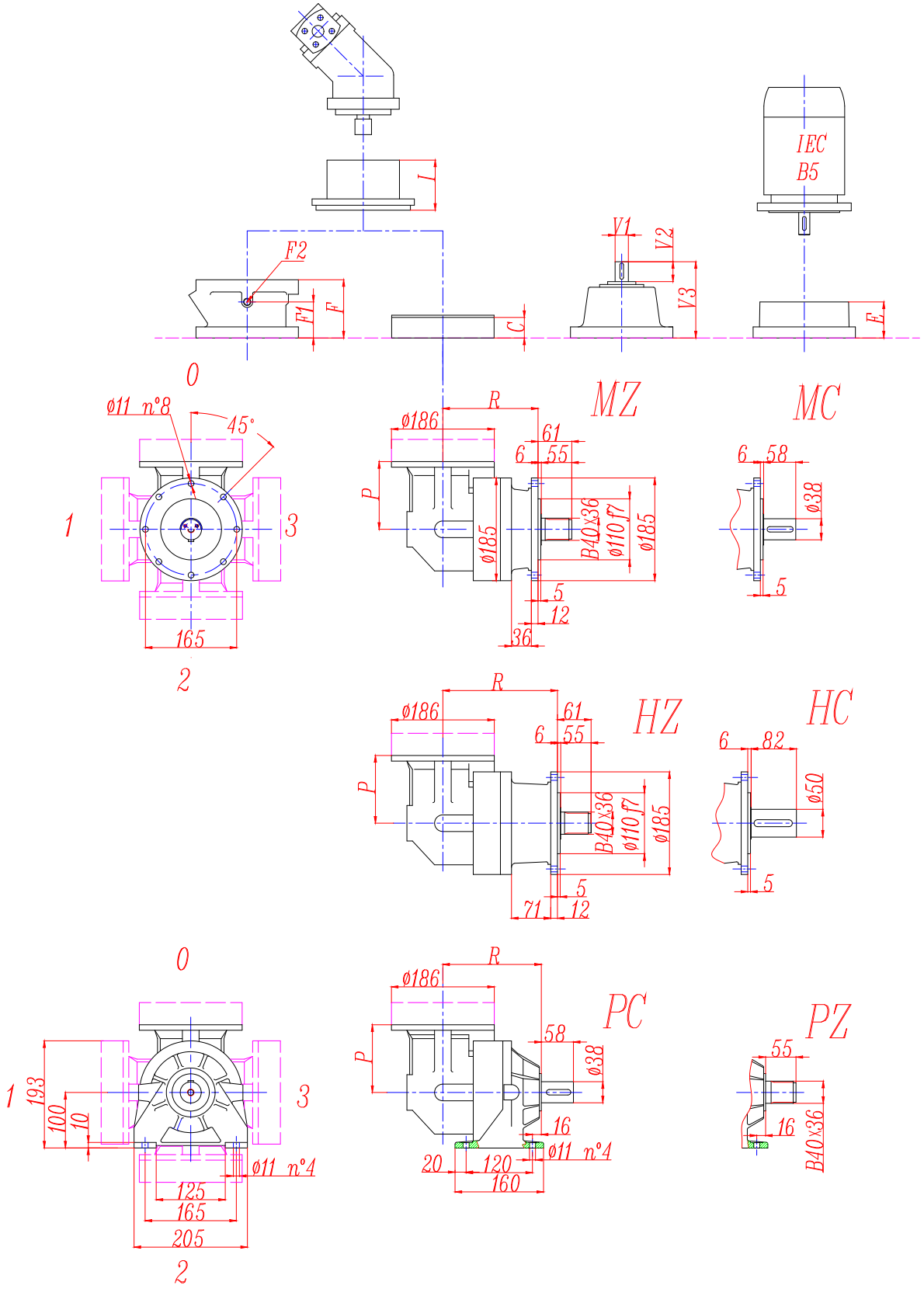
IEC
B5
I
F2
F1
F
C
V1
V2
V3
E
0
ø11 n°8
45°
1
3
165
2
MZ
R
ø186
61
6
55
P
ø185
B40x36
ø110 f7
ø185
5
12
36
MC
6
58
ø38
5
HZ
R
ø186
61
6
55
P
B40x36
ø110 f7
ø185
5
71
12
HC
6
82
ø50
5
0
1
193
100
10
3
ø11 n°4
125
165
205
2
PC
R
ø186
58
P
ø38
16
20
120
160
ø11 n°4
PZ
55
16
B40x36

NB300R

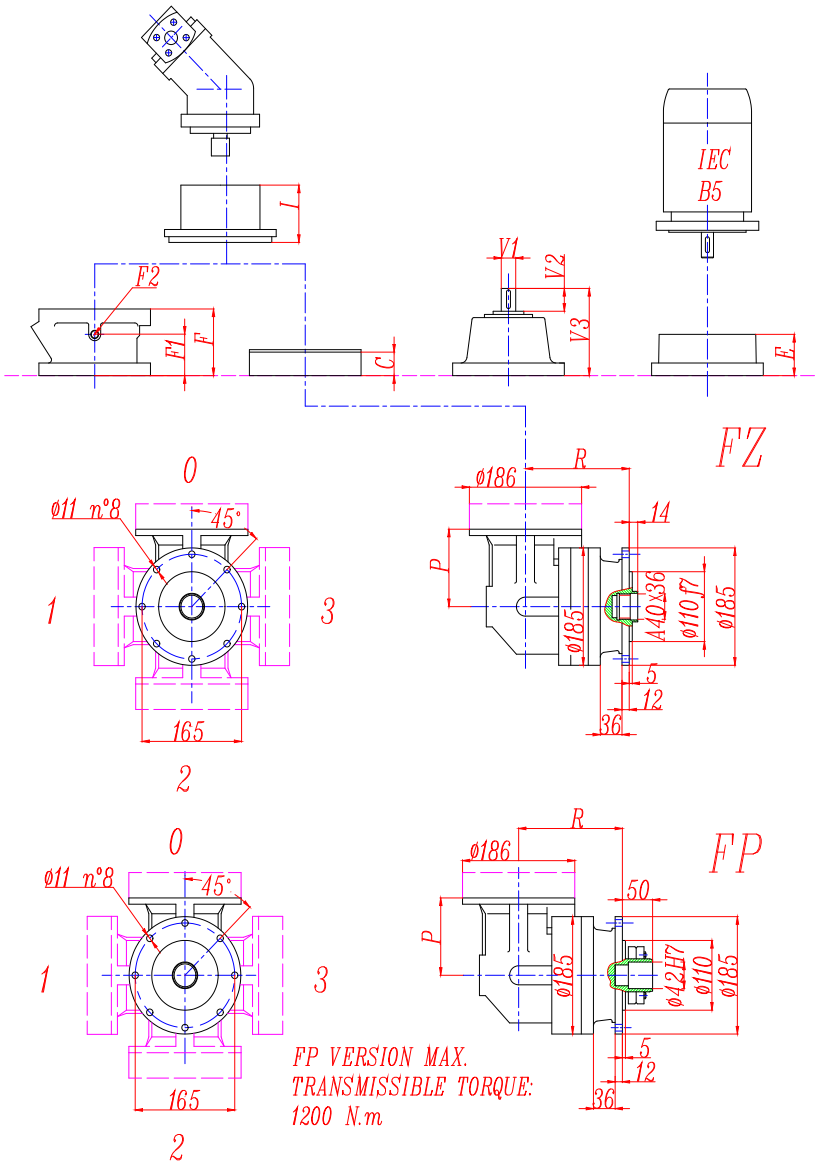

	R				Ref. weight (without input) (Kg)				C	P	I	Brake				
	MZ MC	FZ FP	HZ HC	PC PZ	MZ MC	FZ FP	HZ HC	PC PZ				F	F1	F2	Type	Ref. Weight
300R2	172	172	207	178	32	30	34	37	37	122	According to hydraulic motor	105	65	1/4 G	4	15 Kg
300R3	225	225	260	231	36	34	38	41	37			105	65	1/4 G	4	
300R4	278	278	313	284	40	38	42	45	37			105	65	1/4 G	4	

	E (IEC motor input)							
		IEC71	IEC80	IEC90	IEC100	IEC112	IEC132	
300R2		65	84	84	94	94	114	
300R3		65	84	84	94	94	114	
300R4		65	84	84	94	94	114	

NB300L - NB300R

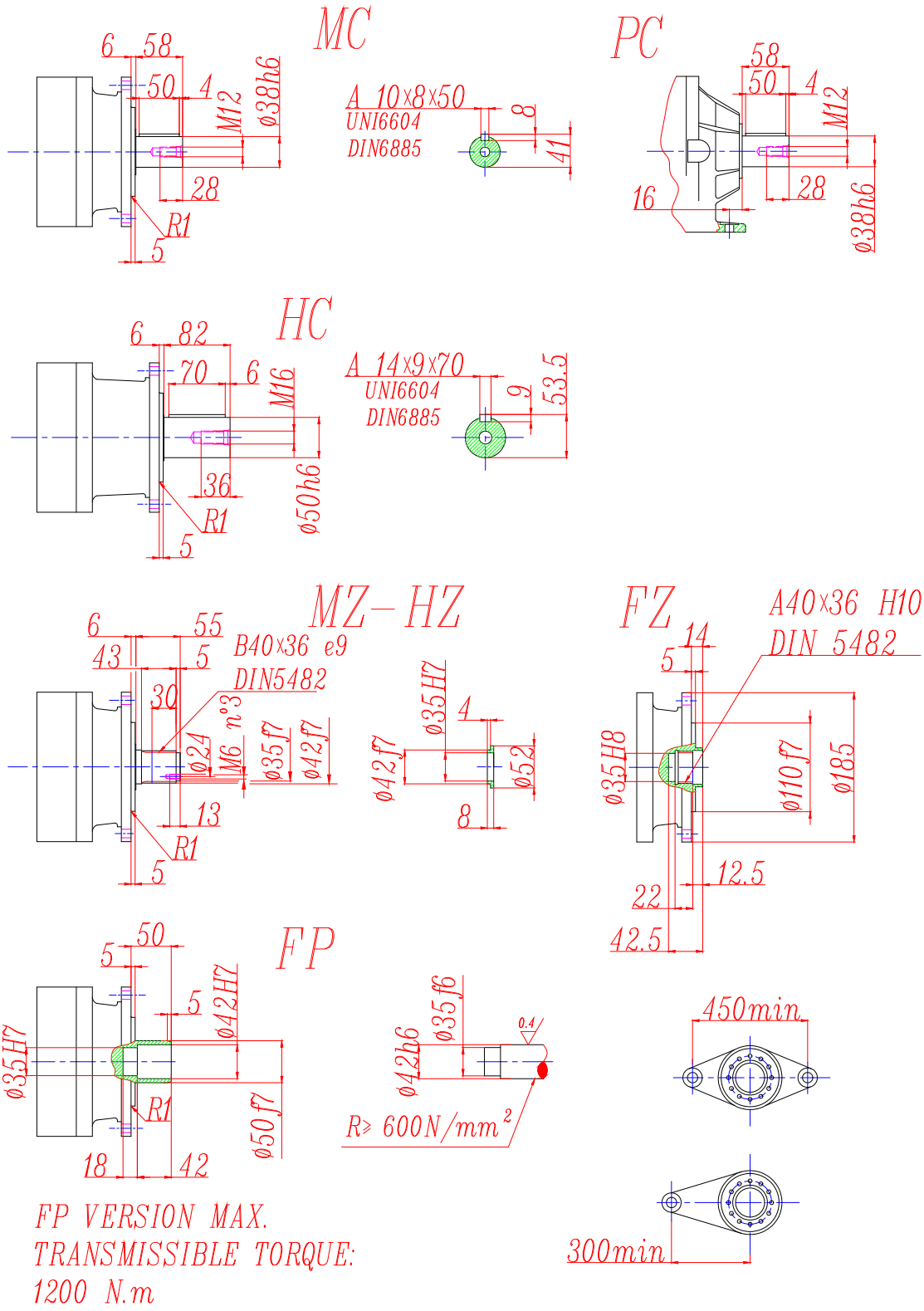

NB300L - NB300R

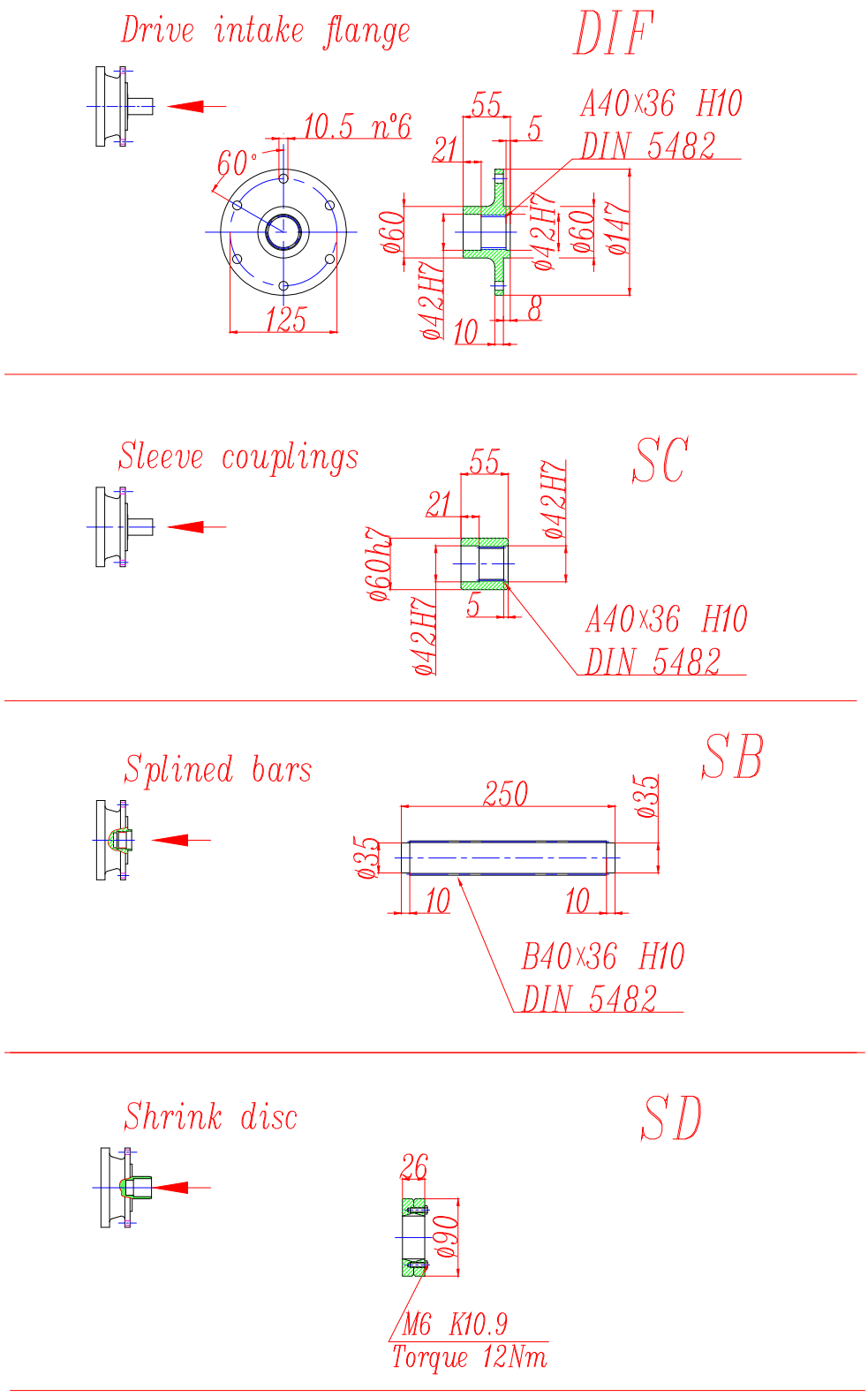

NB300L - NB300R

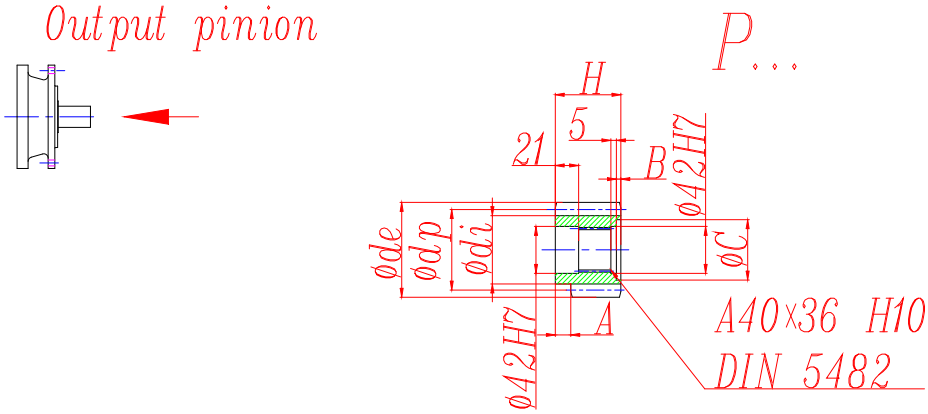

	m	z	x	dp	di	de	H	A	B	C
PBE	4.5	14	0.507	63	56	75.5	55	0	0	0
PCE	5	14	0.500	70	62.5	84.8	65	0	10	53
PDC	6	12	0.250	72	61	84.8	59	14	4	54
PDE	6	14	0.500	84	73	99.6	65	0	10	54

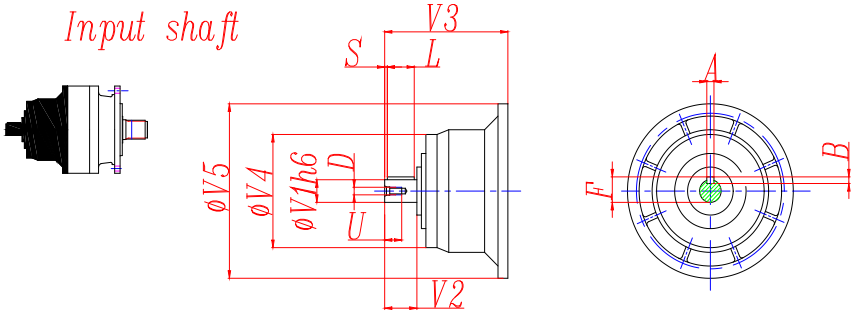

	CODE	V1	V2	V3	V4	V5	A	B	F	L	S	D	U
300L1	V01A	24	36	137.5	120	186	8	7	27	30	3	M8	19
	V01B	38	58	158	120	186	10	8	41	50	4	M12	28
300L2	V01A	24	36	137.5	120	186	8	7	27	30	3	M8	19
	V01B	38	58	158	120	186	10	8	41	50	4	M12	28
300L3	V01A	24	36	137.5	120	186	8	7	27	30	3	M8	19
	V01B	38	58	158	120	186	10	8	41	50	4	M12	28
300L4	V01A	24	36	137.5	120	186	8	7	27	30	3	M8	19
	V01B	38	58	158	120	186	10	8	41	50	4	M12	28
300R2-R3-R4	V01A	24	36	137.5	120	186	8	7	27	30	3	M8	19
	V01B	38	58	158	120	186	10	8	41	50	4	M12	28

NB300L - NB300R

Permissible radial and axial loads on output shaft with Fh2 (n2 • h=10 000)

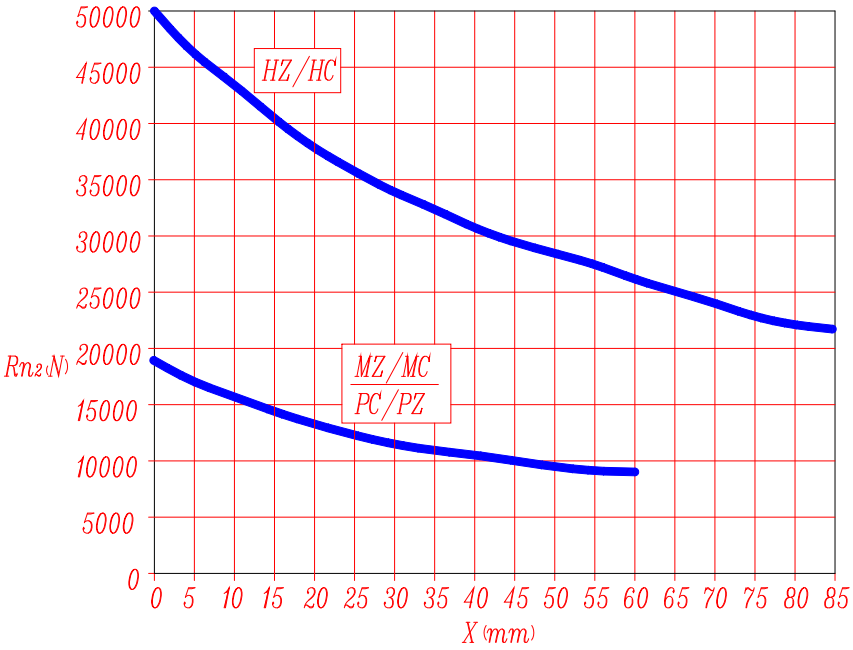

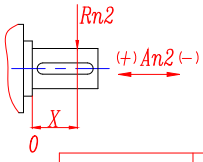

	An2 (+)	An2 (−)
MZ-MC-PC-PZ	20 000	15 000
HZ-HC	40 000	40 000

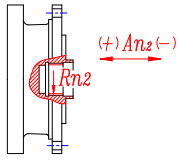

	Rn2	An2 (+/−)
FZ	8 000	8 000

Load corrective factor fh2 on shafts	fh2= n2 • h		10 000	25 000	50 000	100 000	500 000	1 000 000
	fh2	MZ-MC-PC-PZ-FZ	1	0.74	0.58	0.46	0.27	0.21
		HZ-HC	1	0.76	0.61	0.50	0.31	0.25

Permissible radial loads on input shaft with Fh1 (n1 • h=250 000)

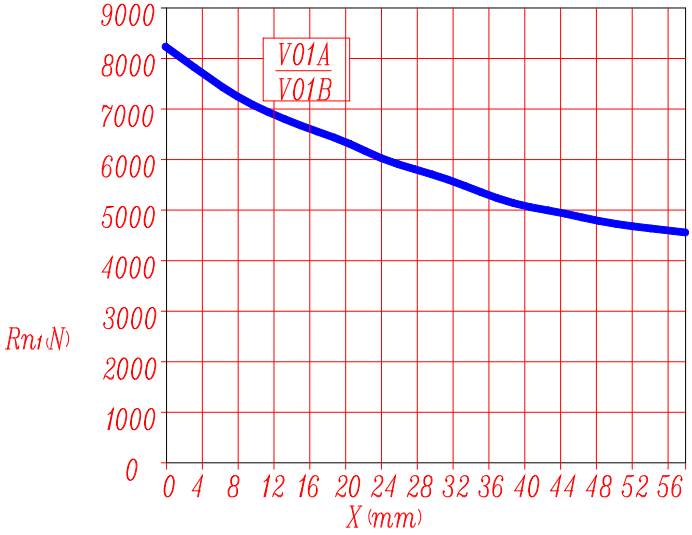

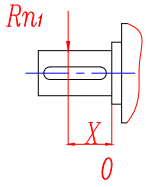

Load corrective factor fh1 on shafts	Fh1= n1 • h	250 000	500 000	1 000 000	2 00 000	5 000 000	10 000 000
	fh1	1	0.79	0.63	0.50	0.37	0.29